

Service  
Service  
**Service**



# Service Manual



## TABLE OF CONTENTS

	Page
Location of pc boards & Version variations .....	1-2
Technical Specifications .....	1-3
Measurement setup .....	1-4
Service Aids, Safety Instruction, etc. ....	1-5
Instruction for use : European version excerpt .....	2-1
Disassembly Instructions & Service positions .....	3-1
Service Test Programs .....	3-4
Set Block diagram .....	4-1
Set Wiring diagram .....	4-2
Front Control Board .....	5
Front Display Board .....	6
ECO6 Tuner Board : Systems Non-Cenelec .....	7A
ECO6 Tuner Board : Systems Cenelec .....	7B
ETF7 ND Tape Module .....	9
ETF7 DB Tape Module .....	9A
3CDC-LC-MB-DA11 Module .....	10
MMPWR 100W Module .....	11
AF9 Board .....	12
Set Mechanical Exploded view & parts list .....	13



© Copyright 2000 Philips Consumer Electronics B.V. Eindhoven, The Netherlands  
All rights reserved. No part of this publication may be reproduced, stored in a retrieval system or transmitted, in any form or by any means, electronic, mechanical, photocopying, or otherwise without the prior permission of Philips.

Published by BB 0051 Service Audio Printed in The Netherlands Subject to modification

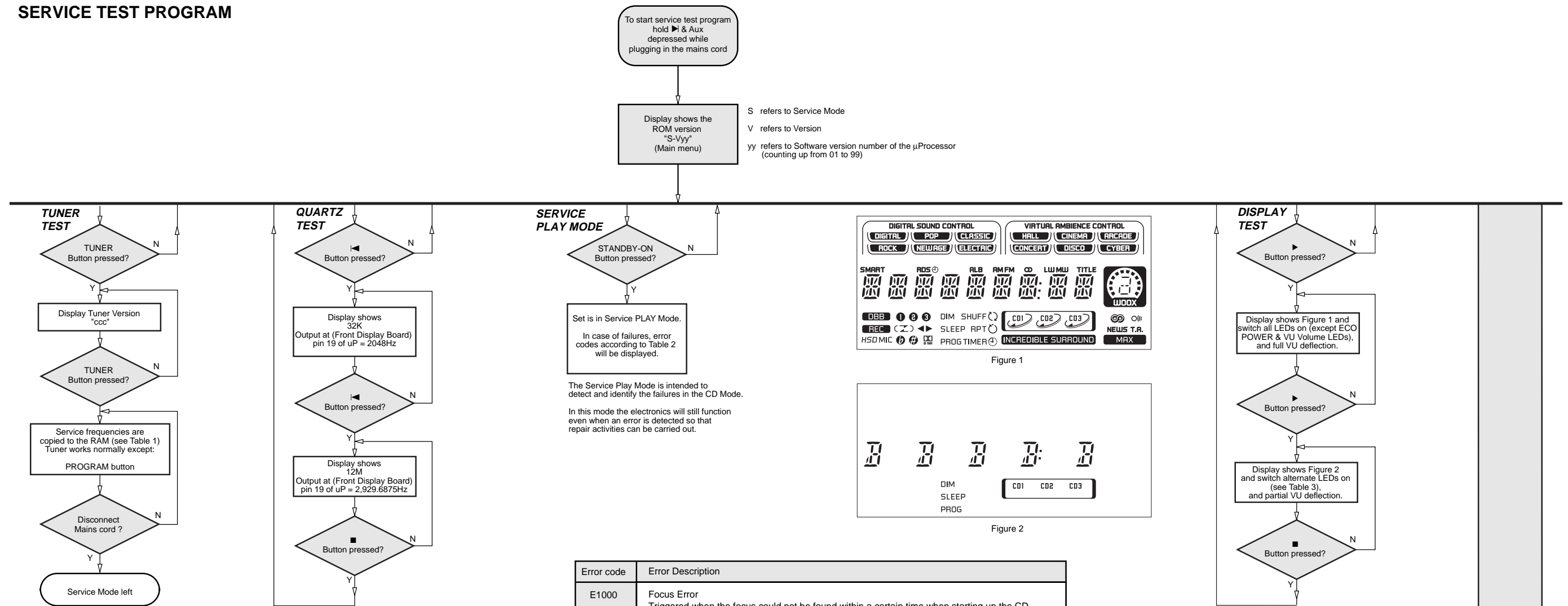


3139 785 22630



**PHILIPS**

**SERVICE TEST PROGRAM**



PRESET	Europe "EUR"	East Eur. "EAS"	East Eur. Extended-band "EAS"	USA "USA"	Oversea "OSE"
1	87.5MHz	87.5MHz	65.81MHz	87.5MHz	87.5MHz
2	108MHz	108MHz	108MHz	108MHz	108MHz
3	531kHz	531kHz	74MHz	530kHz	531/530kHz*
4	1602kHz	1602kHz	87.5MHz	1700kHz	1602/1700kHz*
5	558kHz	558kHz	531kHz	560kHz	558/560kHz*
6	1494kHz	1494kHz	1602kHz	1500kHz	1494/1500kHz*
7	153kHz	87.5MHz	558kHz	98MHz	87.5MHz
8	279kHz	87.5MHz	1494kHz	87.5MHz	87.5MHz
9	198kHz	87.5MHz	98MHz	87.5MHz	87.5MHz
10	98MHz	87.5MHz	70.01MHz	87.5MHz	87.5MHz
11	87.5MHz	98MHz	65.81MHz	87.5MHz	98MHz

Table 1

Note: \* Depending on the selected grid frequency (9 or 10kHz)  
 By holding the TUNER and >>> buttons depressed while switching on the Mains supply, one of the undermentioned features will be activated:  
 - the tuning grid frequency is toggled between 9kHz and 10kHz for the Oversea (/21) version.  
 - the extended FM1 (65.81MHz - 74MHz) is toggled on and off for East Eur. (/34) version.

Error code	Error Description
E1000	Focus Error Triggered when the focus could not be found within a certain time when starting up the CD or when the focus is lost for a certain time during play.
E1001	Radial Error Triggered when the radial servo is off-track for a certain time during play.
E1002	Sledge In Error The sledge did not reach its inner position (inner-switch is still close) before approximately 6 Sec. have passed by. Inner-switch or sledge motor problem.
E1003	Sledge Out Error The sledge did not come out of its inner position (inner-switch is still open) before approximately 250 mSec. have passed by. Inner-switch or sledge motor problem.
E1005	Jump-offtrack error Triggered in normal play when the jump destination could not be found within a certain time. When this error occurred, software will try to recover by initiating the jump command again. If it is recoverable, the disc will continue to play.
E1006	Subcode Error Triggered when a new subcode was missing for a certain time during play.
E1007	PLL Error The Phase Lock Loop could not lock within a certain time.
E1008	Turntable Motor Error Generated when the CD could not reached 75% of speed during startup within a certain time. Discmotor problem.
E1020	Focus Search Error The focus point has not been found within a certain time.
E1070	The carousel switch is not open within certain time. This can happen when either the switch is defective and closed all the time, or when the carousel is blocked when located exactly at a disc position.
E1071	The carousel position switch did not close within a certain time. This can happen when the switch is defective and never closes electrically, or when the carousel is blocked in between two disc positions. The time-out is approximately 5 Sec.
E1079	The drawer could not enter the inside position is opening again. This can be caused because the drawer is blocked by something and cannot go fully inside, or the drawer switch is defective and does not close.

Table 2

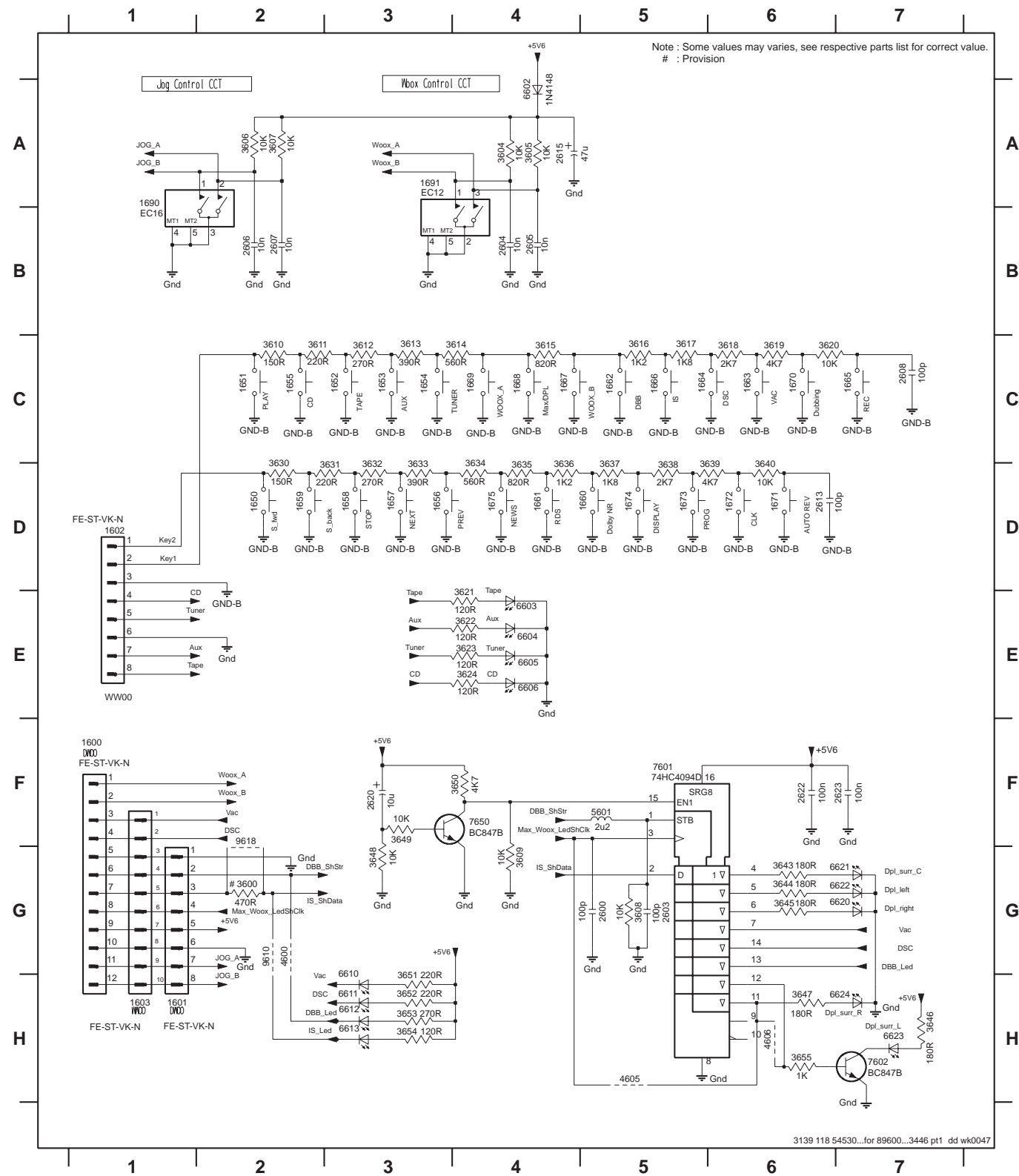
LEDs	FW-C500 , FW-C550	FW-C700 , FW-C720 , FW-C780	FW-P750
DISC 1	On	On	On
DISC 3	On	On	On
TAPE	On	On	On
TUNER	On	On	On
CENTRE			On
SURROUND LEFT			On
STEREO RIGHT			On
VAC	On	On	On
DBB	On		On
VU BACK LIGHT	On	On	On
VU VOLUME	On	On	On

Table 3

TEST	Activated with	ACTION
EEPROM TEST	>>>  ■ to Exit	A test pattern will be sent to the EEPROM. "PASS" is displayed if the uProcessor read back the test pattern correctly, otherwise "ERROR" will be displayed.
EEPROM FORMAT TEST	<<<	Load default data. Display shows "NEW" for 1 second. <b>Caution!</b> <b>All presets from the customer will be lost!!</b>
ROTARY ENCODER TEST	Rotary Volume Knob or Jog Shuttle Knob	Display shows value for 2 seconds. Values increases or decreases in steps of 1 until 0 (Min.) or 40 (Max.) is reached.
LEAVE SERVICE TESTPROGRAM	Disconnect mains cord	

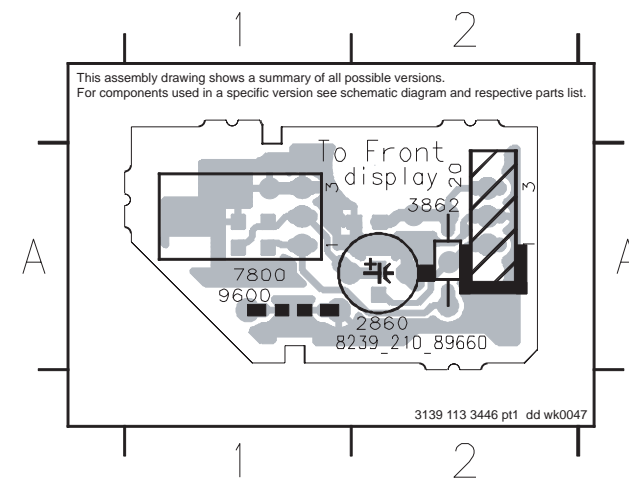
### FRONT CONTROL BOARD - CIRCUIT DIAGRAM

1600 F1	1652 C3	1658 D3	1664 C5	1670 C6	1690 A1	2606 B2	2622 F6	3607 A2	3613 C3	3619 C6	3630 C2	3636 D4	3644 G6	3650 F4	4600 G2	6604 E4	6613 H3	7601 F5
1601 H1	1653 C3	1659 D2	1665 C7	1671 D6	1691 A3	2607 B2	2623 F7	3608 G5	3614 C4	3620 C6	3631 D3	3637 D5	3645 G6	3651 G3	4605 H5	6605 E4	6620 G7	7602 H7
1602 D1	1654 C3	1660 D4	1666 C5	1672 D6	2600 G5	2608 C7	3600 G2	3609 G4	3615 C4	3621 E4	3632 D3	3638 D5	3646 H7	3652 H3	4606 H6	6606 E4	6621 G7	7650 F4
1603 H1	1655 C2	1661 D4	1667 C4	1673 D5	2603 G5	2613 D6	3604 A4	3610 C2	3616 C5	3622 E4	3633 D3	3639 D6	3647 H6	3653 H3	5601 F5	6610 G3	6622 G7	9610 G2
1650 D2	1656 D3	1662 C5	1668 C4	1674 D5	2604 B4	2615 A4	3605 A4	3611 C2	3617 C5	3623 E4	3634 C4	3640 D6	3648 C3	3654 H3	6602 A4	6611 H3	6623 H7	9618 F2
1651 C2	1657 D3	1663 C6	1669 C4	1675 D4	2605 B4	2620 F3	3606 A2	3612 C3	3618 C6	3624 E4	3635 D4	3643 G6	3649 F3	3655 H6	6603 E4	6612 H3	6624 H7	



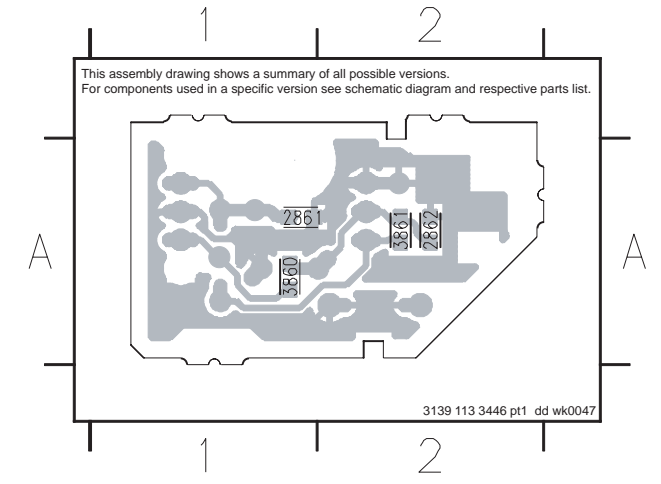
### IR-EYE BOARD - COMPONENT LAYOUT

20 A2	3862 A2	9600 A1
2860 A2	7800 A1	



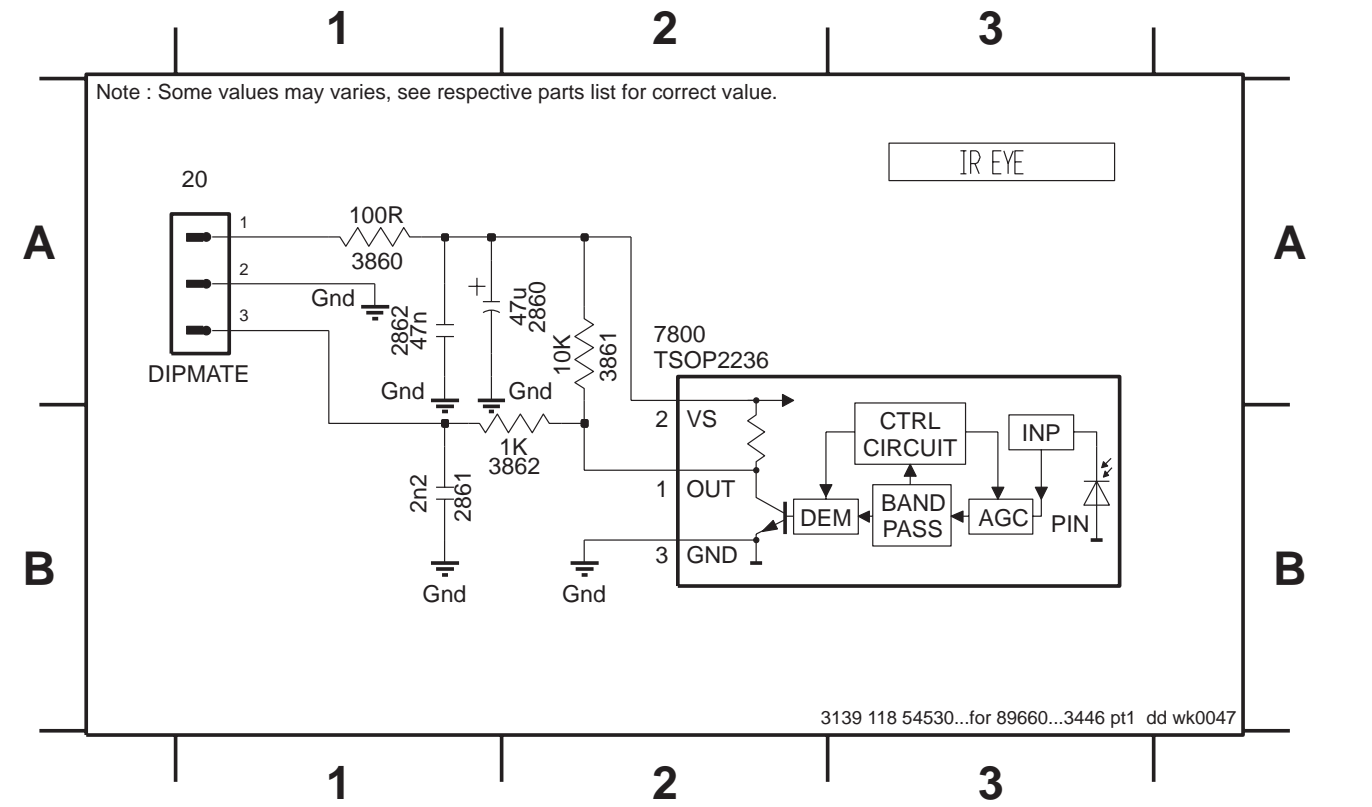
### IR-EYE BOARD - CHIP LAYOUT

2861 A1	2862 A2	3860 A1	3861 A2
---------	---------	---------	---------



### IR-EYE BOARD - CIRCUIT DIAGRAM

20 A1	2860 A2	2861 B1	2862 A1	3860 A1	3861 A2	3862 B2	7800 A2
-------	---------	---------	---------	---------	---------	---------	---------

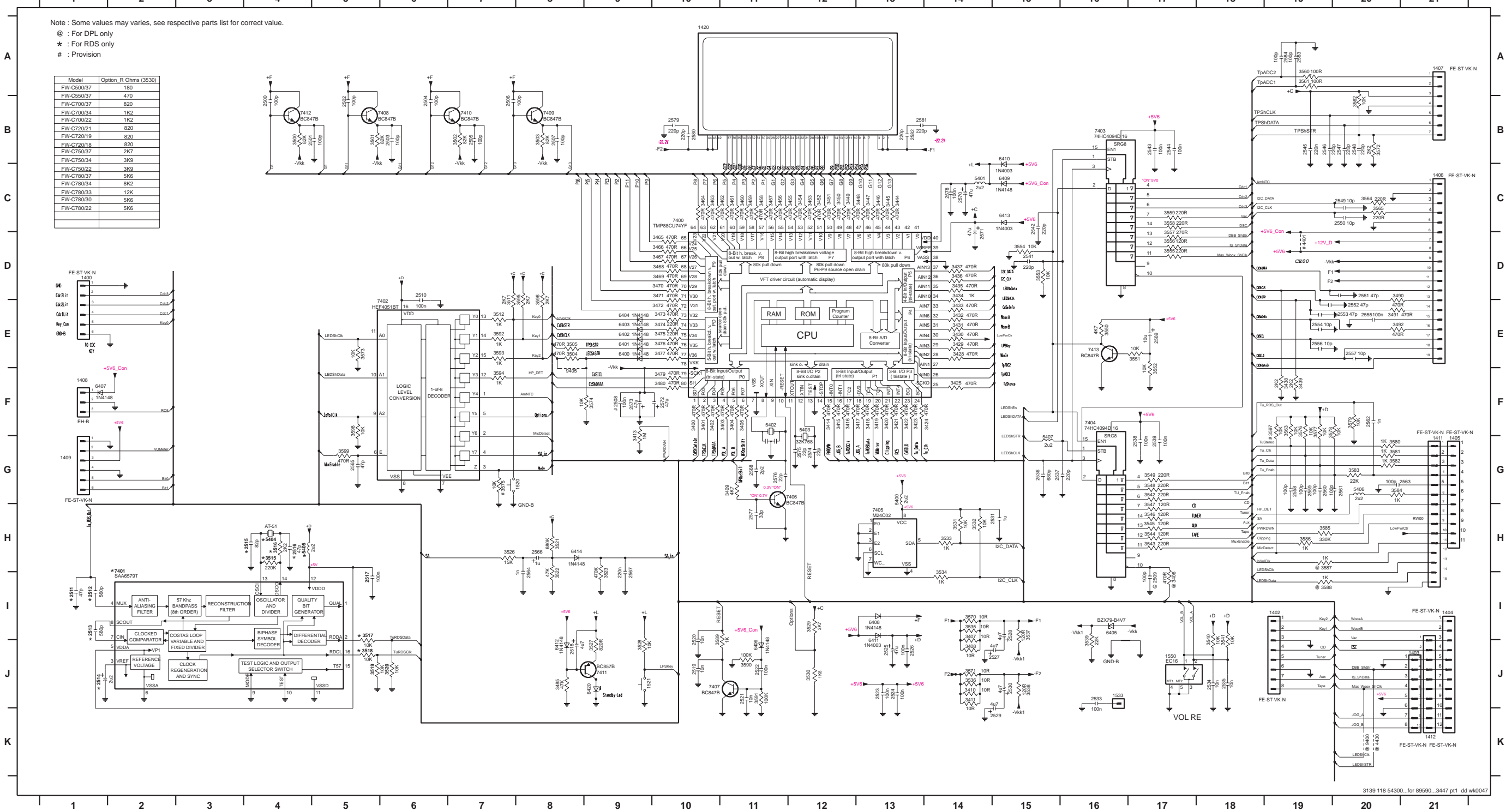


# FRONT DISPLAY BOARD - CIRCUIT DIAGRAM

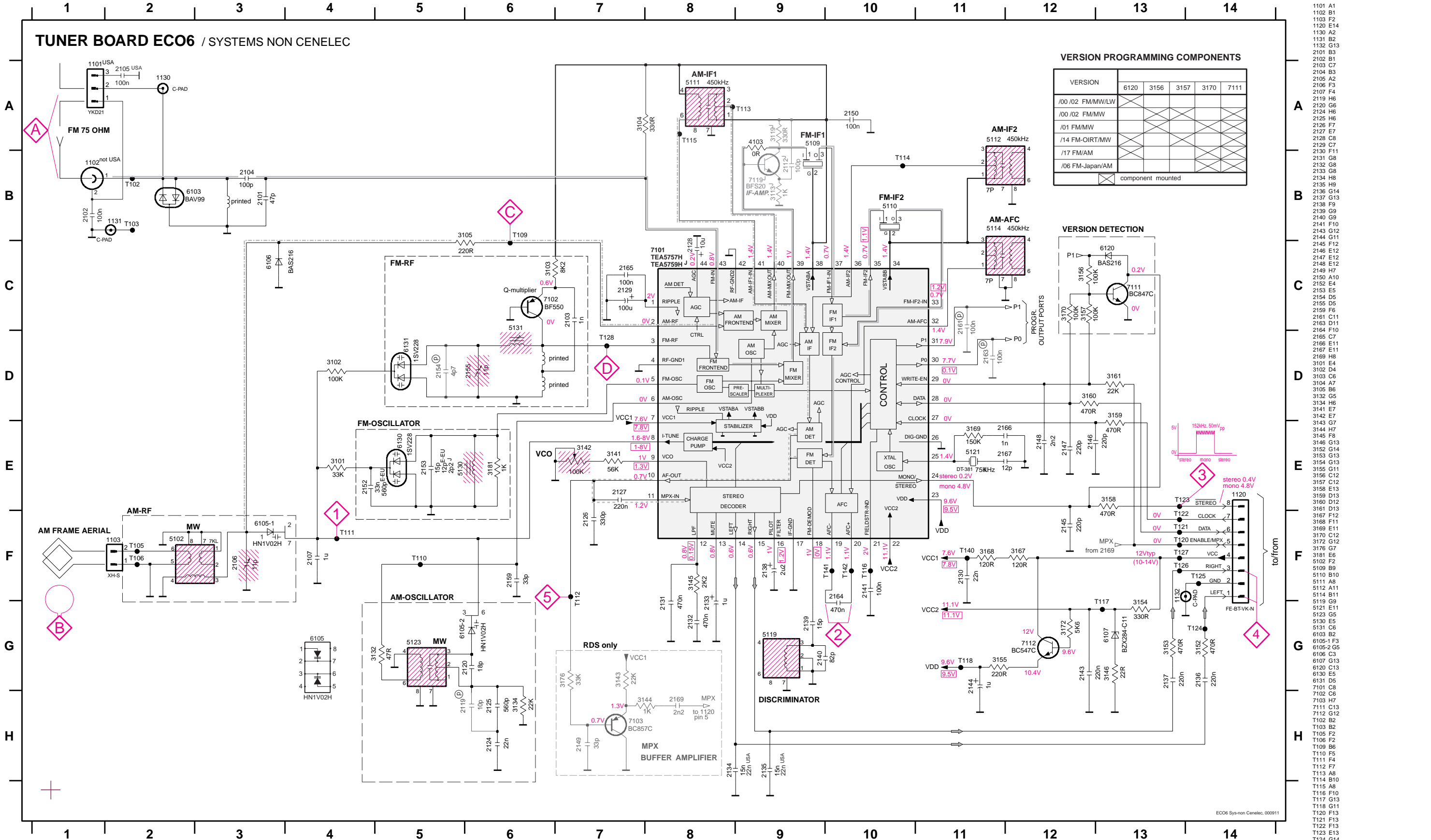
1400 D1	1407 A21	1520 G8	2502 B5	2508 F9	2514 J1	2520 J10	2526 J13	2533 J16	2539 G17	2546 B19	2552 E20	2558 G19	2564 I8	2570 C14	2576 G11	2582 B13	3403 F11	3409 G11	3416 F12	3422 F13	3430 E14	3436 D14	3446 C13	3452 C12	3458 C11	3464 C10	3470 D10	3476 E10	3482 E20	3504 E8	3517 I5	3523 I9	3531 H14	3537 H5	3543 H17	3549 G17	3555 D17	3561 A19	3571 J14	3577 F19	3583 G20	3589 J10	3595 E8	4430 K20	5405 H4	6403 E9	6409 C15	6420 J9	7405 H13	7411 J9	
1402 H9	1408 F1	1521 J9	2503 B6	2509 H7	2515 H4	2521 J11	2527 J15	2534 J18	2541 D15	2547 B20	2553 E20	2559 G19	2565 G5	2571 D14	2577 H11	2583 A19	3404 F11	3410 J14	3417 F13	3423 F13	3431 E14	3437 D14	3447 C13	3453 C12	3459 C11	3465 D10	3471 D10	3477 E10	3483 E20	3505 E8	3518 J5	3524 J9	3532 H14	3538 H5	3544 H17	3550 E16	3556 D17	3562 B20	3572 B20	3578 F19	3584 G20	3590 J11	3596 E8	5400 G13	5406 G20	6404 E9	6410 B15	7400 C10	7406 G11	7412 B4	
1403 J21	1409 G1	1533 J16	2506 B8	2510 D6	2516 H4	2522 J11	2528 H5	2535 J16	2542 C15	2548 B20	2554 E19	2560 G19	2566 H8	2572 F10	2578 C14	2584 A19	3405 F11	3411 J14	3418 F13	3424 F13	3432 E14	3438 F19	3448 C13	3454 C12	3460 C11	3466 D10	3472 E10	3478 F10	3484 E20	3506 B4	3519 E7	3525 J9	3533 H14	3539 H5	3545 H17	3551 E17	3557 D17	3563 B20	3573 E5	3579 F20	3585 H19	3591 J11	3597 F19	5401 C14	5407 D15	6405 H6	6411 H3	7401 E1	7407 J10	7413 E16	
1404 J21	1411 G21	1539 J17	2507 B7	2511 H1	2517 I5	2523 J13	2529 K15	2536 G15	2543 B17	2549 C20	2555 E20	2561 G20	2567 I9	2573 F9	2579 B10	2585 B10	3406 F11	3412 G9	3419 F13	3425 F14	3433 E14	3439 F19	3449 C13	3455 C12	3461 C11	3467 D10	3473 E10	3479 F10	3485 B5	3517 E7	3523 J9	3531 H14	3537 H5	3543 H17	3549 G17	3555 D17	3561 A19	3571 J14	3577 F19	3583 G20	3589 J10	3595 E8	5403 H4	5409 G15	6407 F1	6413 C15	7402 E5	7408 B5	9402 K9		
1405 G21	1412 K21	1500 B4	2508 B4	2509 B7	2512 H1	2518 J8	2524 J13	2530 J15	2537 G15	2544 B17	2550 C20	2556 E19	2562 F20	2568 G11	2574 G12	2580 B10	3401 F10	3407 I14	3414 F12	3420 F13	3428 E14	3434 D14	3444 C13	3450 C12	3456 C11	3462 D10	3468 D10	3474 E10	3480 J8	3502 B7	3515 H4	3521 H8	3529 J2	3535 H14	3541 J18	3547 G17	3553 D15	3559 C17	3565 C20	3575 F9	3581 G20	3587 H19	3593 E7	3599 G5	5403 F12	6401 E9	6407 F1	6413 C15	7403 B16	7409 B8	9405 F8
1406 C21	1420 A10	1501 B5	2507 B8	2507 B8	2513 H1	2519 J10	2525 J13	2531 H15	2538 G17	2545 B19	2551 D20	2557 E20	2563 G21	2569 E17	2575 G12	2581 B13	3402 F10	3408 J14	3415 G12	3421 F13	3429 E14	3435 D14	3445 C13	3451 C12	3457 C11	3463 D10	3469 D10	3475 E10	3480 D20	3503 B8	3516 H4	3522 I8	3530 J2	3536 J14	3542 G17	3548 G17	3554 D15	3560 A19	3570 I14	3576 F19	3582 G20	3588 H19	3594 F7	4401 D19	5404 H4	6402 E9	6408 H3	7404 H6	7410 B7		

Note : Some values may varies, see respective parts list for correct value.  
 @ : For DPL only  
 \* : For RDS only  
 # : Provision

Model	Option_R	Ohms (3530)
FW-C50037	180	
FW-C50037	470	
FW-C70037	820	
FW-C70034	1K2	
FW-C70022	1K2	
FW-C72021	820	
FW-C72019	820	
FW-C72018	820	
FW-C75037	2K7	
FW-C75034	3K9	
FW-C75022	3K9	
FW-C78037	5K6	
FW-C78034	8K2	
FW-C78033	12K	
FW-C78030	5K6	
FW-C78022	5K6	



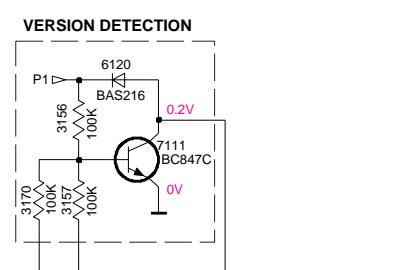
# TUNER BOARD ECO6 / SYSTEMS NON CENELEC



**VERSION PROGRAMMING COMPONENTS**

VERSION	6120	3156	3157	3170	7111
/00 /02 FM/MW/LW					
/00 /02 FM/MW					
/01 FM/MW					
/14 FM-OIRT/MW					
/17 FM/AM					
/06 FM-Japan/AM					

component mounted



- 1101 A1
- 1102 B1
- 1103 F2
- 1120 E14
- 1130 A2
- 1131 B2
- 1132 G13
- 2101 B3
- 2102 B1
- 2103 C7
- 2104 B3
- 2105 A2
- 2106 F3
- 2107 F4
- 2119 H6
- 2120 G6
- 2124 H6
- 2125 H6
- 2126 F7
- 2127 E7
- 2128 C8
- 2129 C7
- 2130 F11
- 2131 G8
- 2132 G8
- 2133 G8
- 2134 H8
- 2135 H9
- 2136 G14
- 2137 G13
- 2138 F9
- 2139 G9
- 2140 G9
- 2141 F10
- 2143 G12
- 2144 G11
- 2145 F12
- 2146 E12
- 2147 E12
- 2148 E12
- 2149 H7
- 2150 A10
- 2152 E4
- 2153 E5
- 2154 D5
- 2155 D5
- 2159 F6
- 2161 C11
- 2163 D11
- 2164 F10
- 2165 C7
- 2166 E11
- 2167 E11
- 2169 H8
- 3101 E4
- 3102 D4
- 3103 C6
- 3104 A7
- 3105 B6
- 3132 G5
- 3134 H6
- 3141 E7
- 3142 E7
- 3143 G7
- 3144 H7
- 3145 F8
- 3146 G13
- 3152 G14
- 3153 G13
- 3154 G13
- 3155 G11
- 3156 C12
- 3157 C12
- 3158 E13
- 3159 D13
- 3160 D12
- 3161 D13
- 3167 F12
- 3168 F11
- 3169 E11
- 3170 C12
- 3172 G12
- 3176 G7
- 3181 E6
- 5102 F2
- 5109 B9
- 5110 B10
- 5111 A8
- 5112 A11
- 5114 B11
- 5119 G9
- 5121 E11
- 5123 G5
- 5130 E5
- 5131 C6
- 5132 E2
- 6105 F3
- 6105-2 G5
- 6106 C3
- 6107 G13
- 6120 G13
- 6130 E5
- 6131 D5
- 7101 C8
- 7102 C6
- 7103 H7
- 7111 C13
- 7112 G12
- T102 B2
- T103 B2
- T105 F2
- T106 F2
- T109 B6
- T110 F5
- T111 F4
- T112 F7
- T113 A8
- T114 B10
- T115 A8
- T116 B10
- T117 G13
- T118 G13
- T119 F13
- T122 F13
- T123 F13
- T124 G14
- T125 F14
- T126 F13
- T127 F13
- T128 D7
- T140 F11
- T141 F10
- T142 F10

### LEGEND

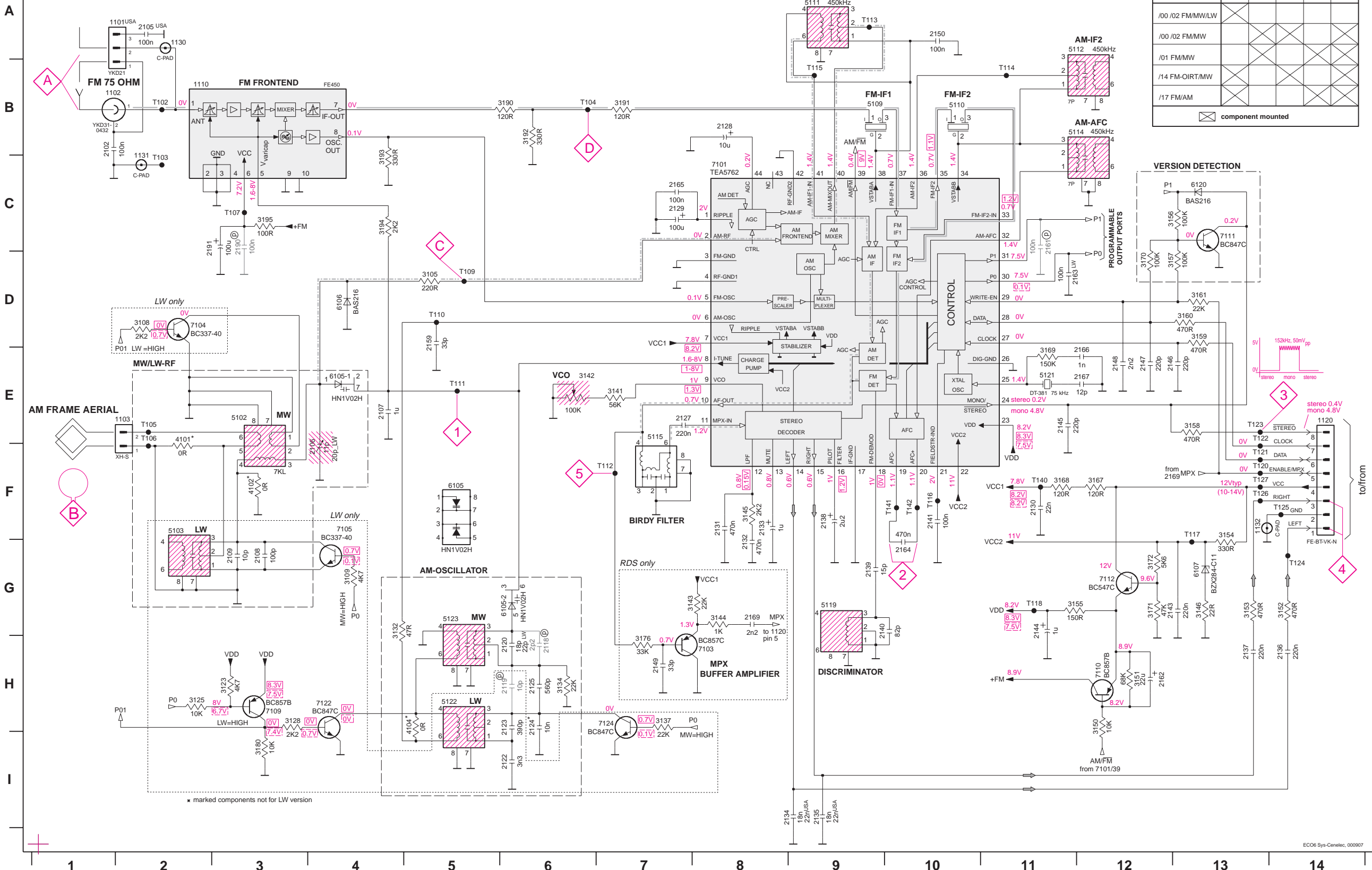
- Ⓟ...for provision only
- USA ... for USA version only
- E-EU ... for East European version only
- J ... for Japanese version only

- Ⓜ...V FM mode stereo
- Ⓜ...V MW mode
- Ⓜ...V LW mode
- Ⓜ...voltage measured while set is tuned to a strong transmitter
- EVM

- Signal path**
- FM
  - - - AM
  - · - · MPX (Audio Frequency)
  - ⇒ AF - left/right

ECO6 Sys-non Cenelec, 000911

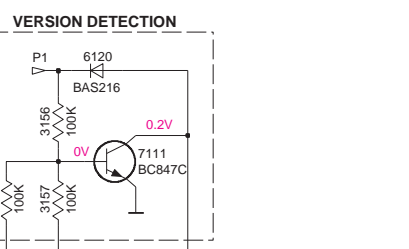
# TUNER BOARD ECO6 / SYSTEMS-CENELEC



### VERSION PROGRAMMING COMPONENTS

VERSION	6120	3156	3157	3170	7111
/00 /02 FM/MW/LW					
/00 /02 FM/MW					
/01 FM/MW					
/14 FM-OIRT/MW					
/17 FM/AM					

☒ component mounted



- A1102 A2
- A1102 B1
- A1102 E2
- A1102 E3
- A1102 E4
- A1130 A2
- A1131 C2
- A1132 F13
- A1202 B1
- A1205 A2
- A1206 E3
- A1207 E4
- A1208 G3
- A1209 G3
- A1218 H6
- A1219 H6
- A1220 H6
- A1222 I6
- A1223 H6
- A1224 H6
- A1225 H6
- A1227 E7
- A1228 B8
- A1229 C7
- A1230 F11
- A1231 F8
- A1232 F8
- A1233 F8
- A1234 I8
- A1235 I8
- A1236 H14
- A1237 H13
- A1238 F9
- A1239 G9
- A1240 G9
- A1241 F10
- A1243 G12
- A1244 G11
- A1245 E11
- A1246 E12
- A1247 E12
- A1248 E12
- A1249 H7
- A1250 A10
- A1259 D6
- A1261 C11
- A1262 H12
- A1263 D11
- A1264 G10
- A1265 C7
- A1266 E11
- A1267 E11
- A1269 G8
- A1290 C3
- A1291 C3
- A1305 D5
- A1308 D2
- A1309 G4
- A1312 H3
- A1325 H2
- A1328 H3
- A1332 G4
- A1334 H6
- A1337 H7
- A1341 E7
- A1342 E6
- A1343 G7
- A1344 G8
- A1345 F8
- A1346 G13
- A1350 H12
- A1351 H12
- A1352 G14
- A1353 G13
- A1354 F13
- A1355 G12
- A1356 C12
- A1357 D12
- A1358 E13
- A1359 D13
- A1360 D13
- A1361 D13
- A1367 F12
- A1368 F11
- A1369 E11
- A1370 D12
- A1371 G12
- A1372 G12
- A1376 H7
- A1380 I3
- A1390 B6
- A1391 B7
- A1392 B6
- A1393 B4
- A1394 C4
- A1395 C3
- A1401 E2
- A1402 F3
- A1404 H5
- A1402 E3
- A1403 F2
- A1409 B9
- A1410 B10
- A1411 A9
- A1412 A11
- A1414 B11
- A1415 E7
- A1419 G9
- A1421 E11
- A1422 H5
- A1423 G5
- A1405-1 E4
- A1405-2 G6

### LEGEND

- \* ... only assembled in FM/AM-version
- Ⓧ ... for provision only
- USA ... for USA version only
- LW ... for LW version only



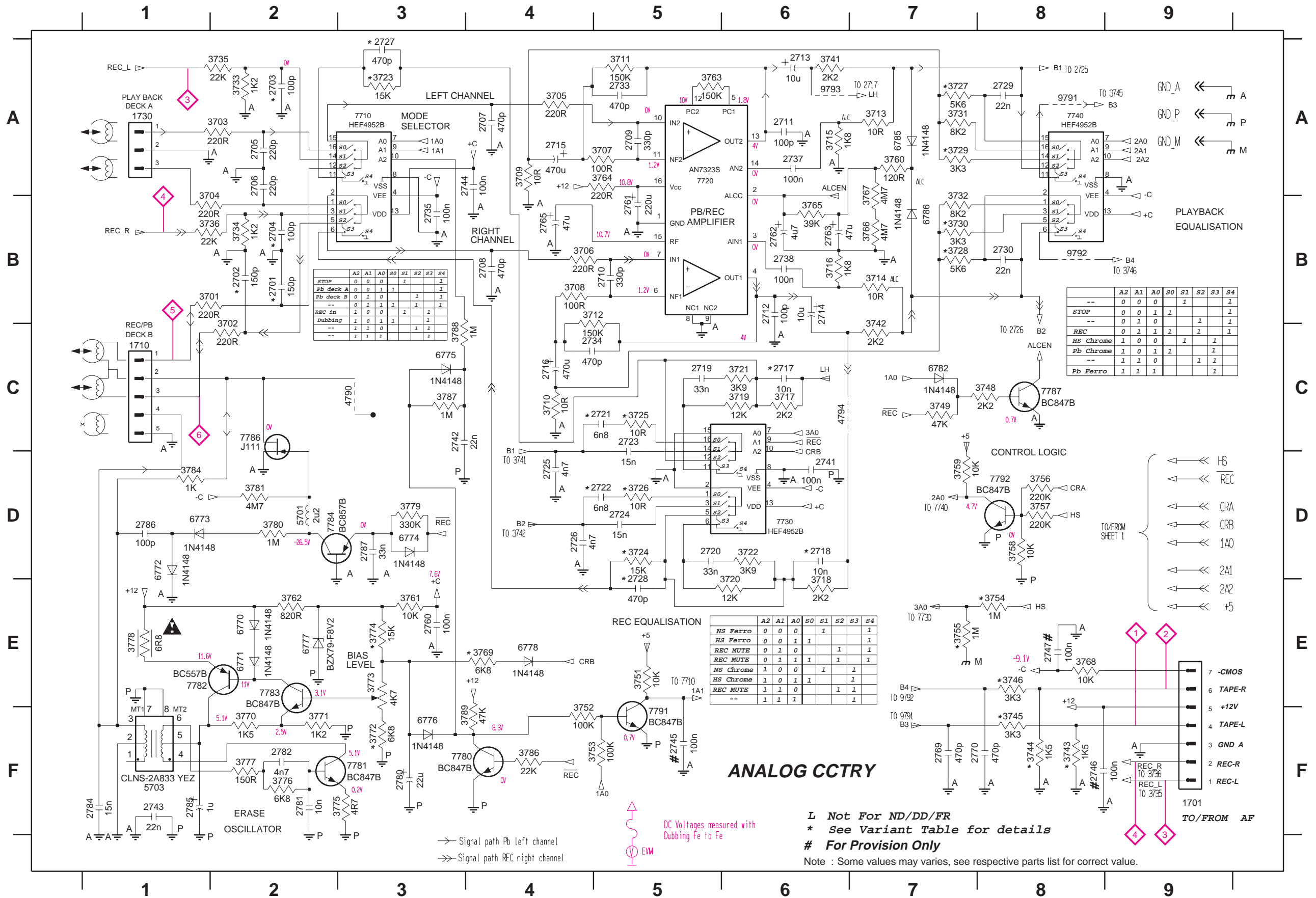
- ...V FM mode stereo
- ...V MW mode
- ...V LW mode
- voltages measured while set is tuned to a strong transmitter

### Signal path

- FM
- - - AM
- - - MPX (Audio Frequency)
- ⇒ AF - left/right

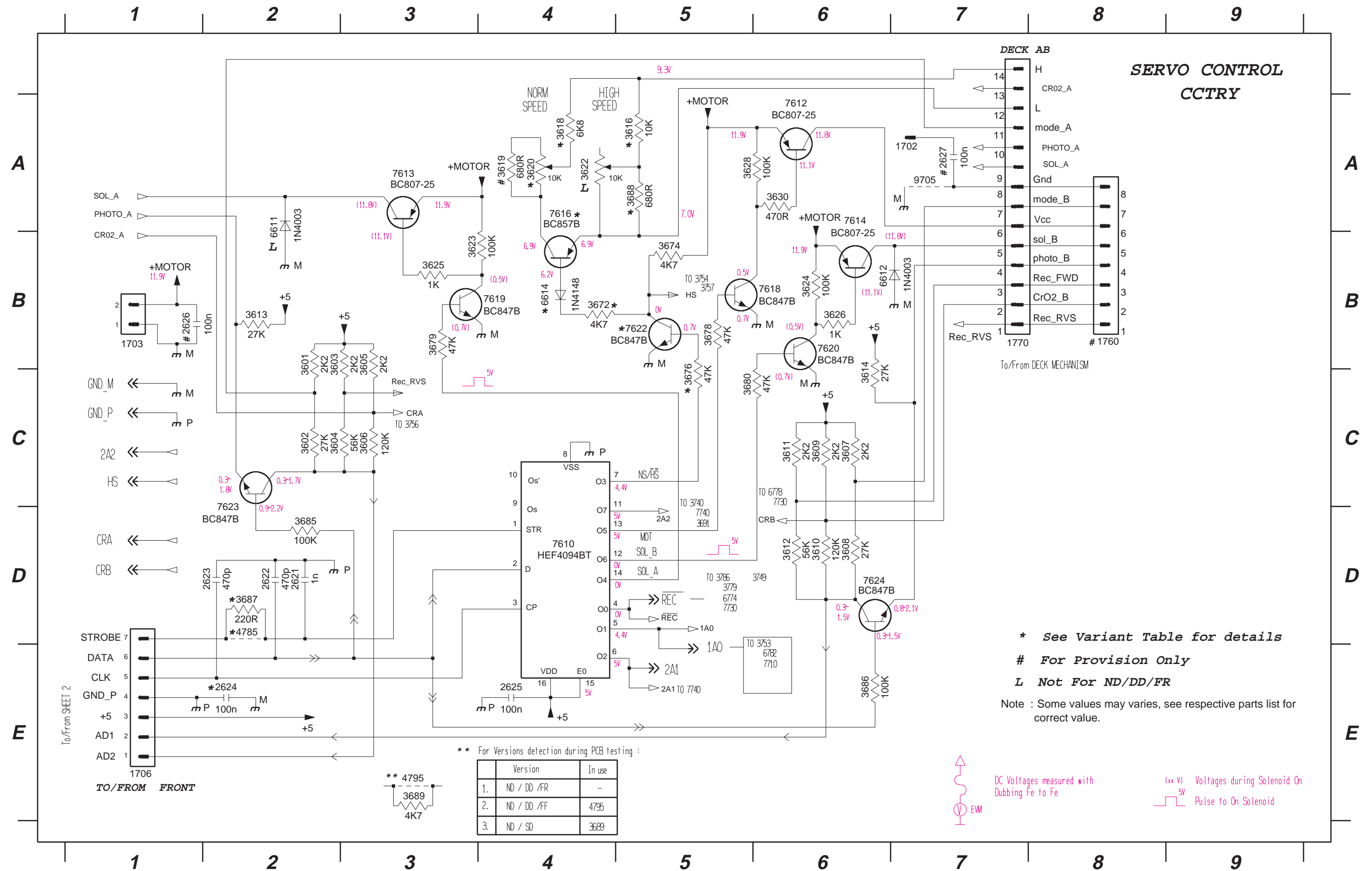
# ANALOG CIRCUIT

1701 F9	2705 A2	2712 B6	2719 C5	2726 D4	2735 B3	2745 F5	2765 B4	2785 F1	3705 A4	3712 B4	3719 C6	3726 D5	3733 A2	3744 F8	3753 F5	3760 A7	3767 A7	3774 E3	3781 D2	4794 C6	6774 D3	6786 B7	7782 E1	9791 A8
1710 C1	2706 A2	2713 A6	2720 D5	2727 A3	2737 A6	2746 F8	2769 F7	2786 D1	3706 B4	3713 A7	3720 E6	3727 A7	3734 B2	3745 F8	3754 E8	3761 E3	3768 E8	3775 F3	3784 D1	5701 D2	6775 C3	7710 A3	7783 E2	9792 B8
1730 A1	2707 A4	2714 B6	2721 C5	2728 E5	2738 B6	2747 E8	2770 F8	2787 D3	3707 A5	3714 B7	3721 C6	3728 B7	3735 A2	3746 E8	3755 E7	3762 E2	3769 E4	3776 F2	3786 F4	5703 F1	6776 F3	7720 A5	7784 D2	9793 A6
2701 B2	2708 B4	2715 A4	2722 D5	2729 A8	2741 D6	2760 E3	2780 F3	3701 B1	3708 B4	3715 A6	3722 C6	3729 A7	3736 B1	3748 C8	3756 D8	3763 A5	3770 F2	3777 F2	3787 C3	6770 E2	6777 E2	7730 D6	7786 C2	
2702 B2	2709 A5	2716 C4	2723 C5	2730 B8	2742 C3	2761 B5	2781 F2	3702 C2	3709 A4	3716 B6	3723 A3	3730 B7	3741 A6	3749 C7	3757 D8	3764 A5	3771 F2	3778 E1	3788 C3	6771 E2	6778 E4	7740 A8	7787 C8	
2703 A2	2710 B5	2717 C6	2724 D5	2733 A5	2743 F1	2762 B6	2782 F2	3703 A2	3710 C4	3717 C6	3724 D5	3731 A7	3742 C7	3751 E5	3758 D8	3765 B6	3772 F3	3779 D3	3789 F4	6772 D1	6782 C7	7780 F4	7791 F5	
2704 B2	2711 A6	2718 D6	2725 D4	2734 C4	2744 A4	2763 B6	2784 F1	3704 B1	3711 A5	3718 E6	3725 C5	3732 B7	3743 F8	3752 F4	3759 D7	3766 B7	3773 E3	3780 D2	4790 C3	6773 D1	6785 A7	7781 F3	7792 D8	



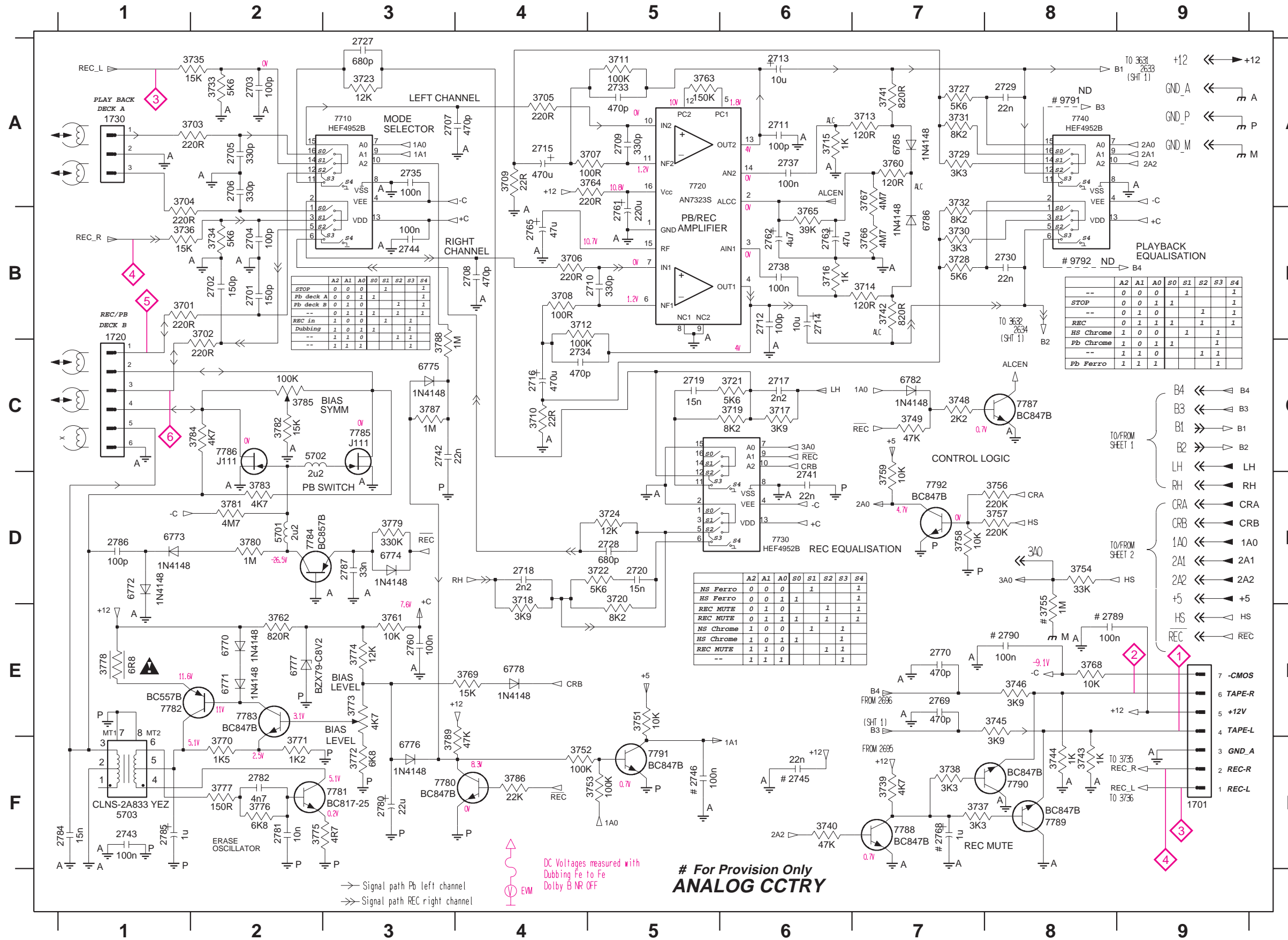
SERVO CONTROL CIRCUIT

1702 A7	1760 B8	2622 D2	2625 E4	3601 B2	3604 C2	3607 C6	3610 D6	3613 B2	3618 A4	3622 A4	3625 B3	3630 A6	3676 C5	3680 C5	3687 D2	4785 D2	6612 B6	7612 A6	7616 A4	7620 B6	7624 D6
1703 B1	1770 B7	2623 D2	2626 B1	3602 C2	3605 B3	3608 D6	3611 C6	3614 C6	3619 A4	3623 B3	3626 B6	3672 B4	3678 B5	3685 D2	3688 A5	4795 E3	6614 B4	7613 A3	7618 B6	7622 B5	9705 A7
1706 E1	2621 D2	2624 E2	2627 A7	3603 B2	3606 C3	3609 C6	3612 D6	3616 A5	3620 A4	3624 B6	3628 A5	3674 B5	3679 B3	3686 E6	3689 E3	6611 A2	7610 D4	7614 A6	7619 B4	7623 D2	





ANALOG CIRCUIT



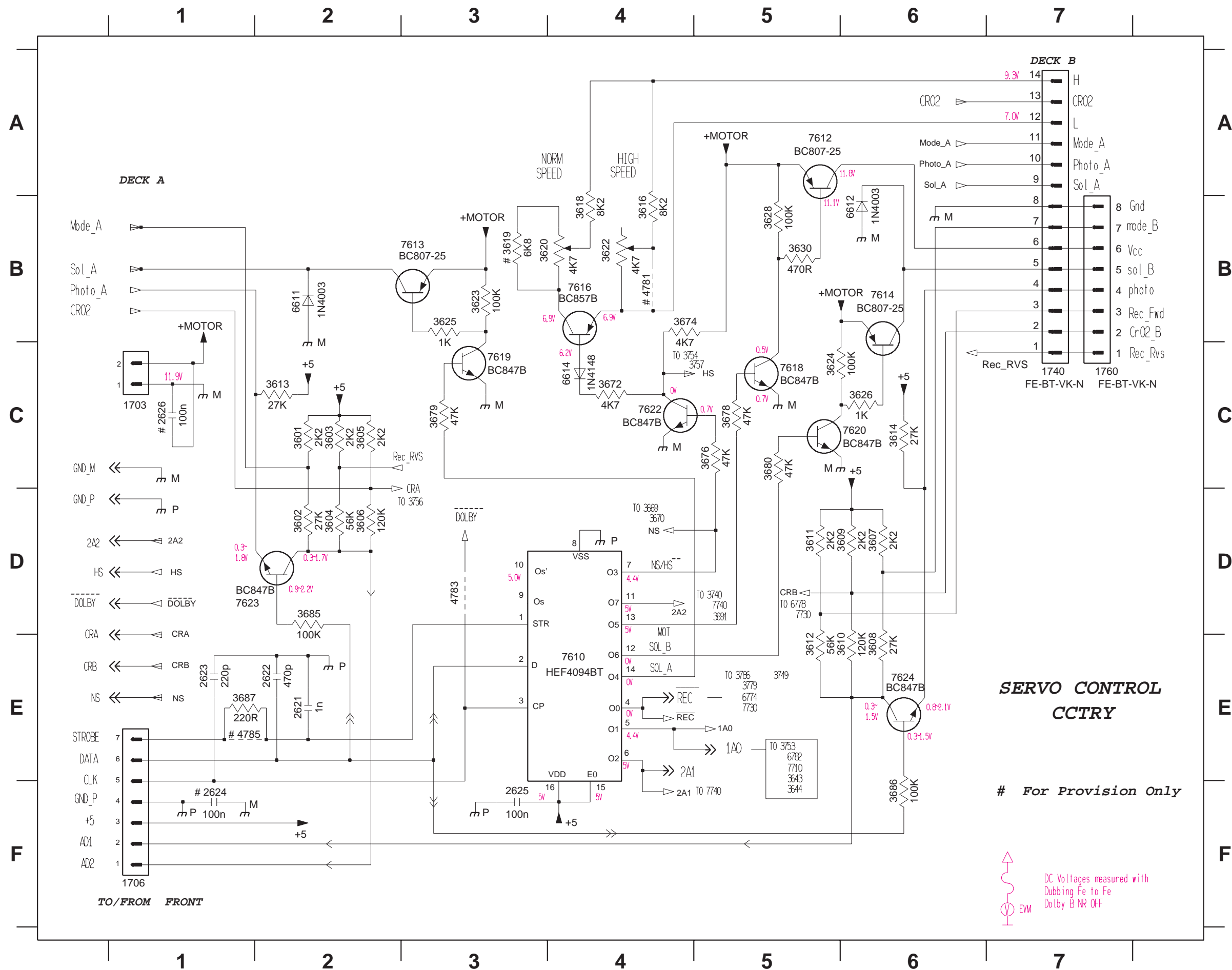
- |         |         |         |
|---------|---------|---------|
| 1701 F9 | 3720 D5 | 6775 C3 |
| 1720 C1 | 3721 C6 | 6776 F3 |
| 1730 A1 | 3722 D5 | 6777 E2 |
| 2701 B2 | 3723 A3 | 6778 E4 |
| 2702 B2 | 3724 D5 | 6782 C7 |
| 2703 A2 | 3727 A7 | 6785 A7 |
| 2704 B2 | 3728 B7 | 6786 B7 |
| 2705 A2 | 3729 A7 | 7710 A3 |
| 2706 A2 | 3730 B7 | 7720 A5 |
| 2707 A3 | 3731 A7 | 7730 D6 |
| 2708 B4 | 3732 A7 | 7740 A8 |
| 2709 A5 | 3733 A2 | 7780 F4 |
| 2710 B5 | 3734 B2 | 7781 F3 |
| 2711 A6 | 3735 A2 | 7782 E1 |
| 2712 B6 | 3736 B1 | 7783 E2 |
| 2713 A6 | 3737 F7 | 7784 D2 |
| 2714 B6 | 3738 F7 | 7785 C3 |
| 2715 A4 | 3739 F7 | 7786 C2 |
| 2716 C4 | 3740 F6 | 7787 C8 |
| 2717 C6 | 3741 A7 | 7788 F7 |
| 2718 D4 | 3742 B7 | 7789 F8 |
| 2719 C5 | 3743 F8 | 7790 F8 |
| 2720 D5 | 3744 F8 | 7791 F5 |
| 2727 A3 | 3745 E8 | 7792 D7 |
| 2728 D5 | 3746 E8 | 9791 A8 |
| 2729 A8 | 3748 C7 | 9792 B8 |
| 2730 B8 | 3749 C7 |         |
| 2733 A5 | 3751 E5 |         |
| 2734 C4 | 3752 F4 |         |
| 2735 A3 | 3753 F5 |         |
| 2737 A6 | 3754 D8 |         |
| 2738 B6 | 3755 E8 |         |
| 2741 D6 | 3756 D8 |         |
| 2742 C3 | 3757 D8 |         |
| 2743 F1 | 3758 D7 |         |
| 2744 B3 | 3759 D7 |         |
| 2745 F6 | 3760 A7 |         |
| 2746 F5 | 3761 E3 |         |
| 2760 E3 | 3762 E2 |         |
| 2761 B5 | 3763 A5 |         |
| 2762 B6 | 3764 A5 |         |
| 2763 B6 | 3765 B6 |         |
| 2765 B4 | 3766 B7 |         |
| 2768 F7 | 3767 A7 |         |
| 2769 E7 | 3768 E8 |         |
| 2770 E7 | 3769 E4 |         |
| 2780 F3 | 3770 F2 |         |
| 2781 F2 | 3771 F2 |         |
| 2782 F2 | 3772 F3 |         |
| 2784 F1 | 3773 E3 |         |
| 2785 F1 | 3774 E3 |         |
| 2786 D1 | 3775 F2 |         |
| 2787 D3 | 3776 F2 |         |
| 2789 E8 | 3777 F2 |         |
| 2790 E8 | 3778 E1 |         |
| 3701 B1 | 3779 D3 |         |
| 3702 B2 | 3780 D2 |         |
| 3703 A2 | 3781 D2 |         |
| 3704 A1 | 3782 C2 |         |
| 3705 A4 | 3783 D2 |         |
| 3706 B4 | 3784 C2 |         |
| 3707 A5 | 3785 C2 |         |
| 3708 B4 | 3786 F4 |         |
| 3709 A4 | 3787 C3 |         |
| 3710 C4 | 3788 C3 |         |
| 3711 A5 | 3789 F3 |         |
| 3712 B4 | 5701 D2 |         |
| 3713 A7 | 5702 C1 |         |
| 3714 B7 | 5703 F1 |         |
| 3715 A6 | 6770 E2 |         |
| 3716 B6 | 6771 E2 |         |
| 3717 C6 | 6772 D1 |         |
| 3718 D4 | 6773 D1 |         |
| 3719 C6 | 6774 D3 |         |

# For Provision Only  
**ANALOG CCTRY**

→ Signal path Pb left channel  
→ Signal path REC right channel

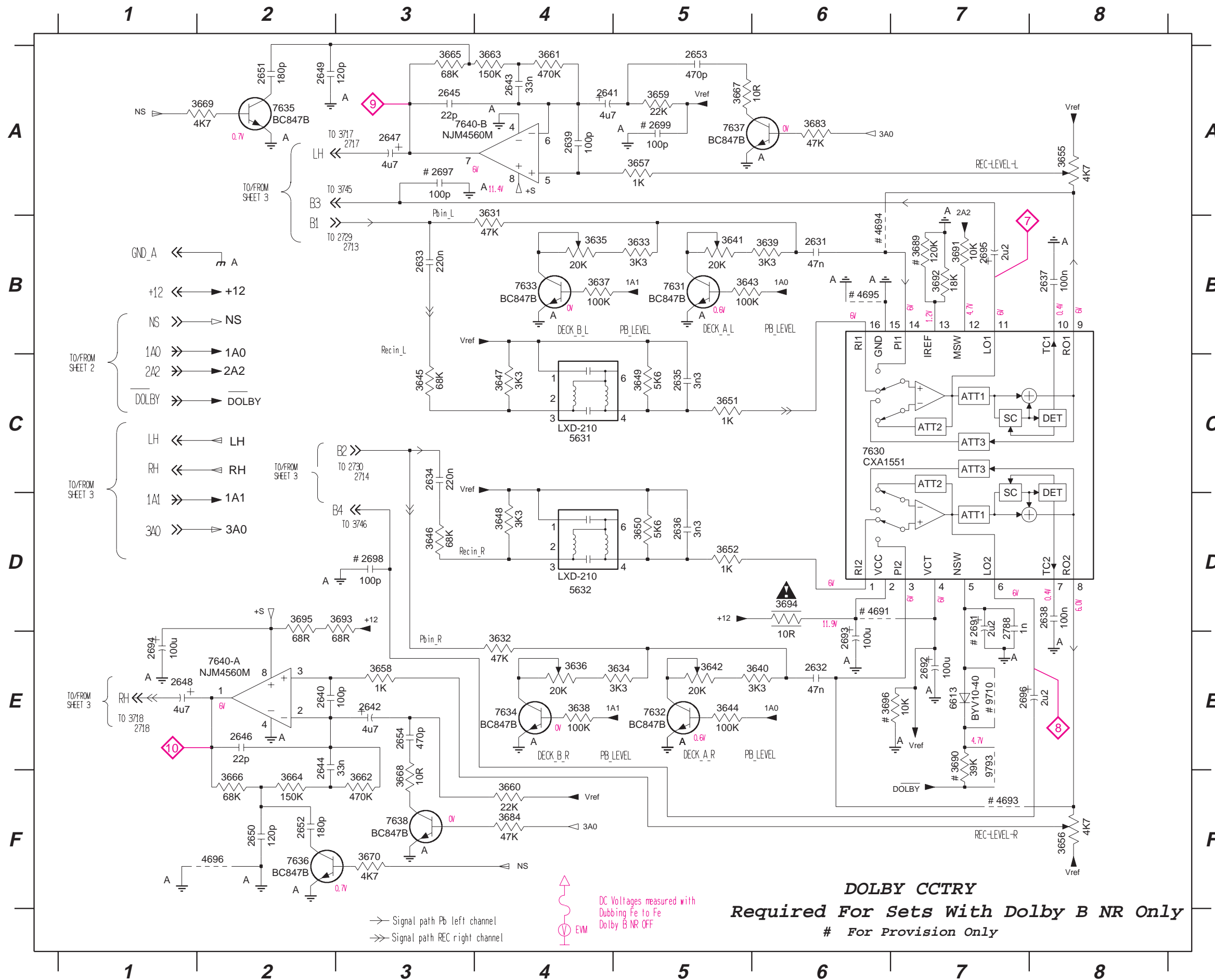
DC Voltages measured with  
Dubbing Fe to Fe  
Dolby B NR OFF

SERVO CONTROL CIRCUIT



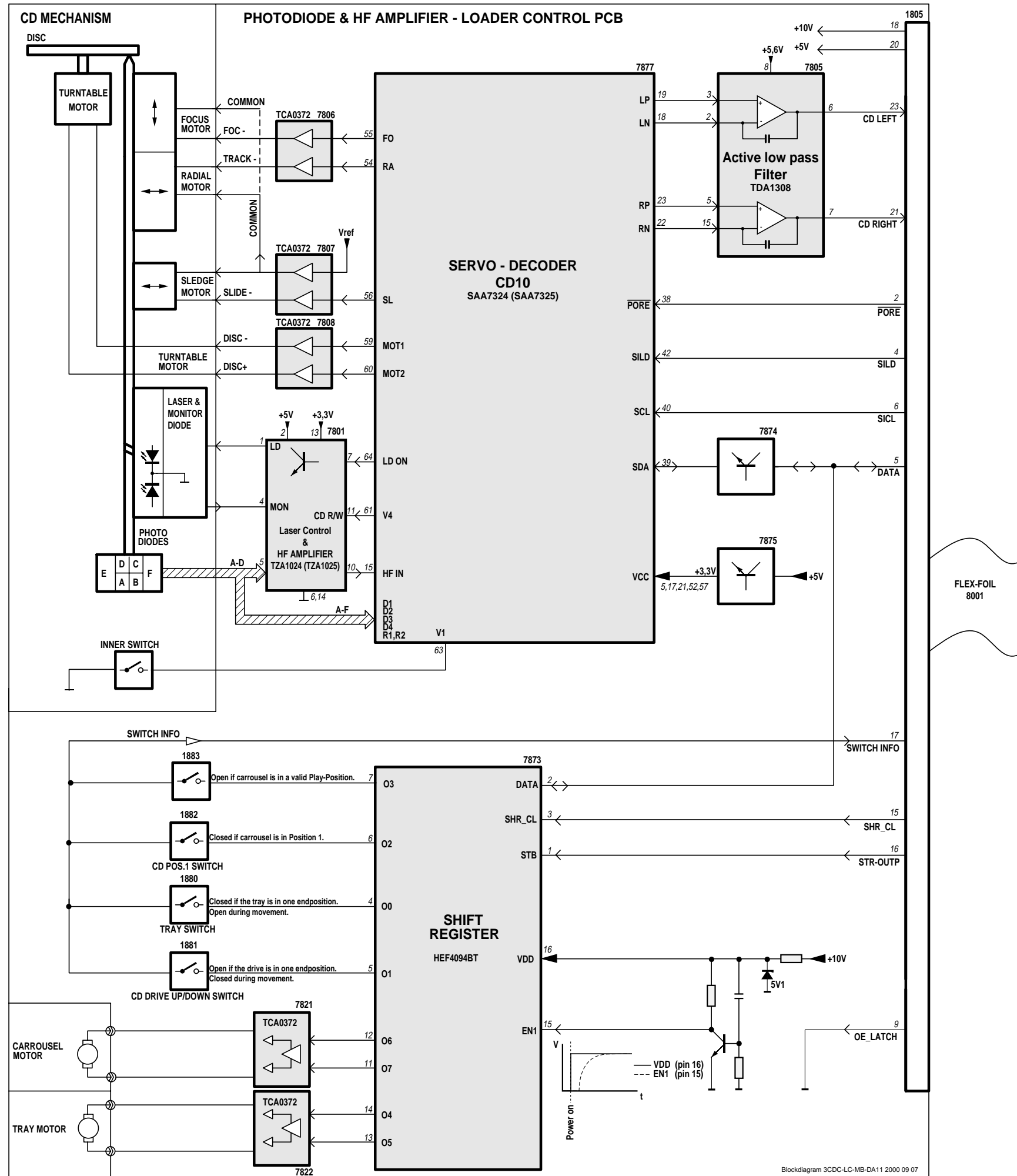
- 1703 C1
- 1706 F1
- 1740 C7
- 1760 C7
- 2621 E2
- 2622 E2
- 2623 E1
- 2624 F1
- 2625 F3
- 2626 C1
- 3601 C2
- 3602 D2
- 3603 C2
- 3604 D2
- 3605 C2
- 3606 D2
- 3607 D6
- 3608 E6
- 3609 D6
- 3610 E6
- 3611 D5
- 3612 E5
- 3613 C2
- 3614 C6
- 3616 B4
- 3618 B4
- 3619 B3
- 3620 B3
- 3622 B4
- 3623 B3
- 3624 C5
- 3625 B3
- 3626 C6
- 3628 B5
- 3630 B5
- 3672 C4
- 3674 B4
- 3676 C5
- 3679 C3
- 3680 C5
- 3685 D2
- 3686 F6
- 3687 E1
- 4781 B4
- 4783 D3
- 4785 E1
- 6611 B2
- 6612 B6
- 6614 C4
- 7610 E4
- 7612 A5
- 7613 B2
- 7614 B6
- 7616 B4
- 7618 C5
- 7619 C3
- 7620 C6
- 7622 C4
- 7623 D1
- 7624 E6

DOLBY CIRCUIT

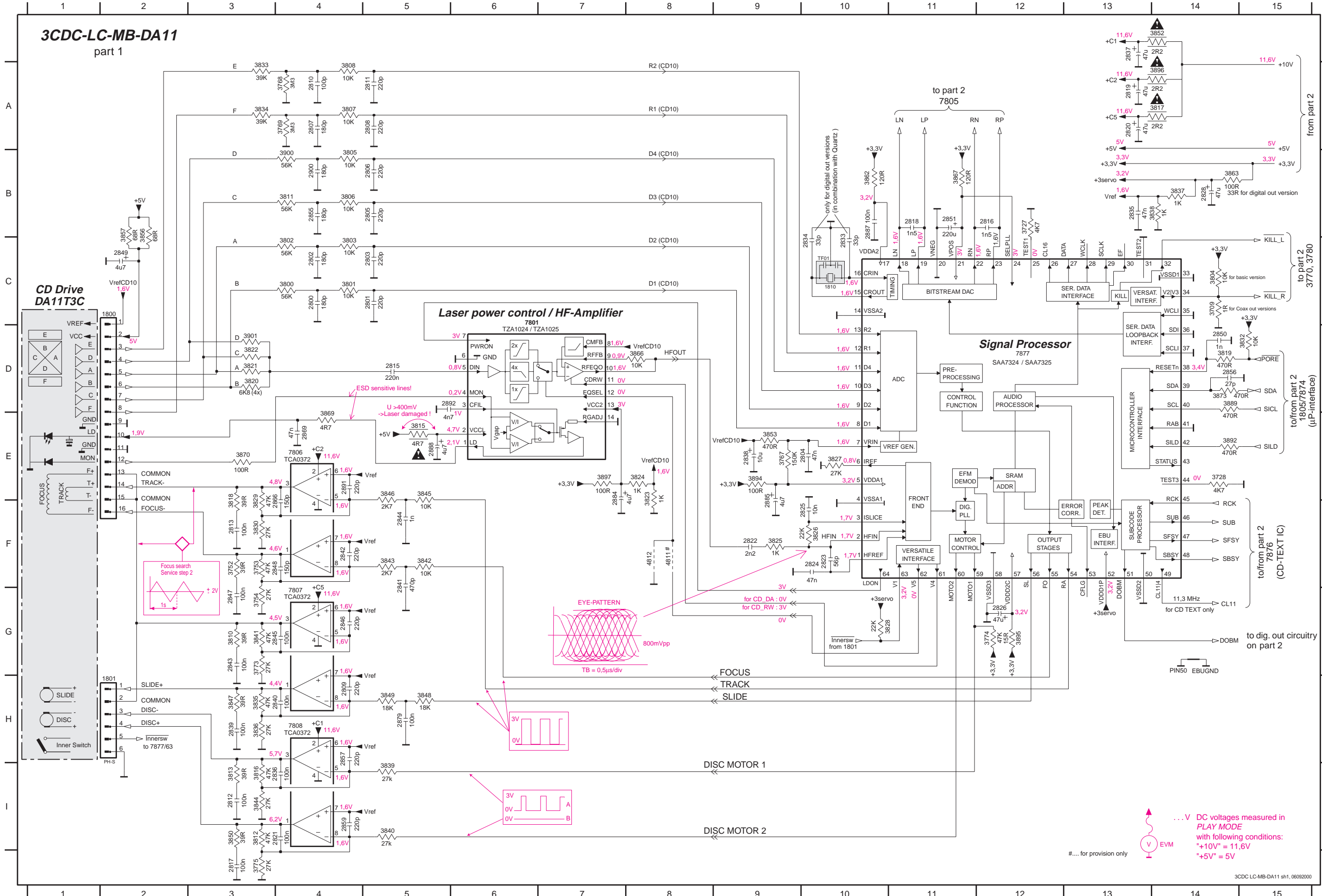


- 2631 B6
- 2632 E6
- 2633 B3
- 2634 C3
- 2635 C5
- 2636 D5
- 2637 B8
- 2638 D8
- 2639 A4
- 2640 E2
- 2641 A4
- 2642 E3
- 2643 A4
- 2644 E2
- 2645 A3
- 2646 E2
- 2647 A3
- 2648 E1
- 2649 A2
- 2650 F2
- 2651 A2
- 2652 F2
- 2653 A5
- 2654 E3
- 2691 D7
- 2692 E7
- 2693 E6
- 2694 E1
- 2695 B7
- 2696 E7
- 2697 A3
- 2698 D3
- 2699 A5
- 2788 D7
- 3631 B4
- 3632 E4
- 3633 B5
- 3634 E5
- 3635 B4
- 3636 E4
- 3637 B4
- 3638 E4
- 3639 B6
- 3640 E6
- 3641 B5
- 3642 E5
- 3643 B5
- 3644 E5
- 3645 C3
- 3646 D3
- 3647 C4
- 3648 D4
- 3649 C5
- 3650 D5
- 3651 C5
- 3652 D5
- 3655 A8
- 3656 F8
- 3657 A5
- 3658 E3
- 3659 A5
- 3660 F4
- 3661 A4
- 3662 F3
- 3663 A4
- 3664 F2
- 3665 A3
- 3666 F2
- 3667 A5
- 3668 F3
- 3669 A2
- 3670 F3
- 3683 A6
- 3684 F4
- 3689 B7
- 3690 E7
- 3691 B7
- 3692 B7
- 3693 D3
- 3694 D6
- 3695 D2
- 3696 E6
- 4691 D6
- 4693 F7
- 4694 B6
- 4695 B6
- 4696 F2
- 5631 C4
- 5632 D4
- 6613 E7
- 7630 C6
- 7631 B5
- 7632 E5
- 7633 B4
- 7634 E4
- 7635 A2
- 7636 F2
- 7637 A5
- 7638 F3
- 7640-A E2
- 7640-B A4
- 9710 E7
- 9793 E7

**DOLBY C CTRRY**  
 Required For Sets With Dolby B NR Only  
 # For Provision Only

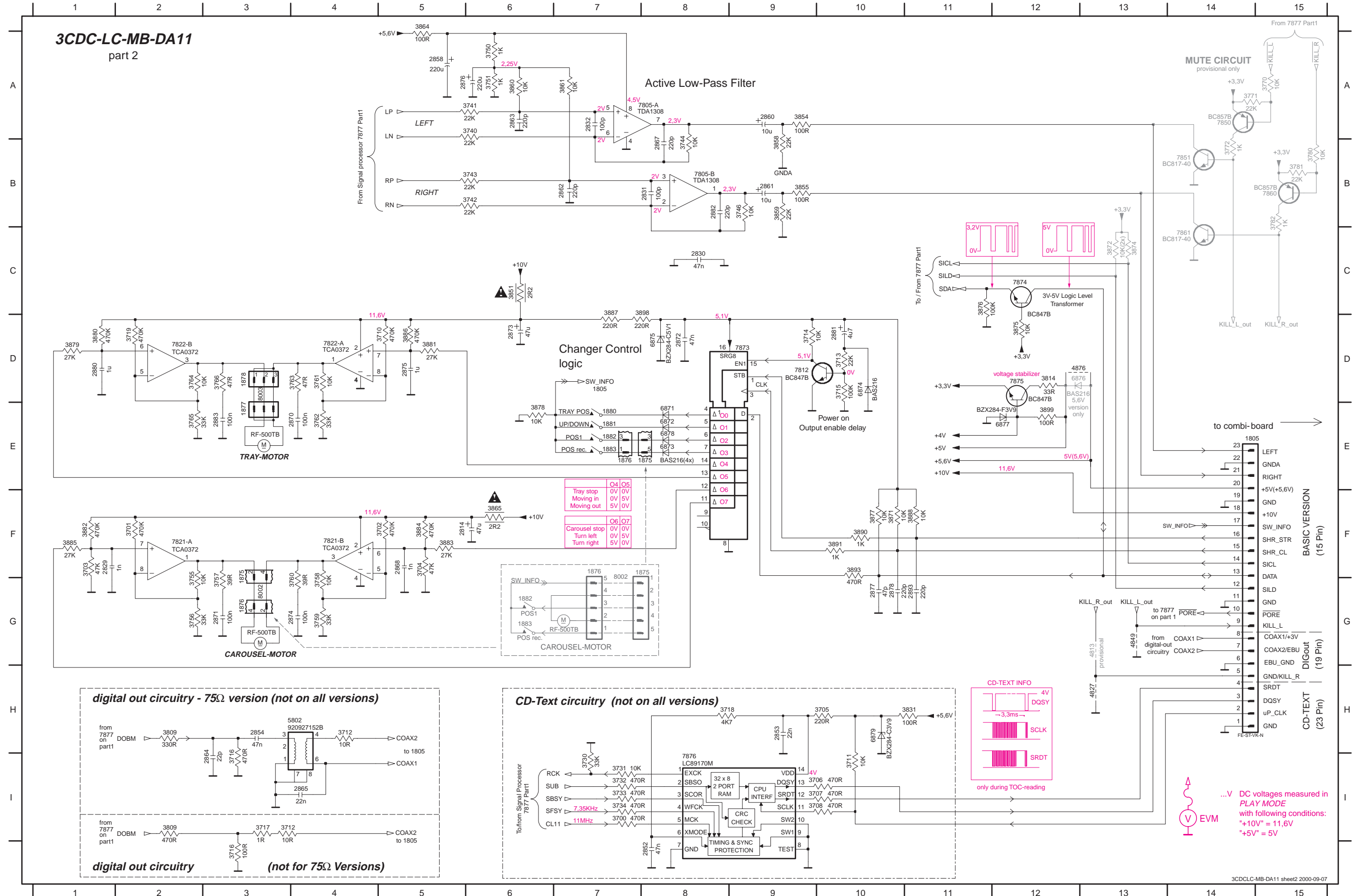


1800 D1 2801 C5 2805 B5 2809 H4 2813 F3 2818 B11 2822 F9 2826 G12 2835 B13 2839 H3 2843 G3 2847 G3 2851 B11 2859 I4 2864 E7 2891 E4 3727 B12 3754 G3 3773 G3 3801 C4 3805 B4 3810 G3 3815 E5 3819 D14 3823 E8 3827 E10 3832 D15 3836 H3 3840 I5 3844 I3 3848 H5 3853 E9 3863 B14 3870 E3 3894 E9 3900 B3 7801 E7 7877 D12  
 1801 G1 2802 C4 2806 B5 2810 A4 2815 D5 2819 A13 2823 F10 2828 B14 2836 I4 2840 H4 2844 F5 2848 F4 2855 B4 2866 F4 2868 F9 2892 D5 3728 E14 3754 G3 3774 G12 3802 C4 3806 B4 3811 B4 3816 I3 3819 D14 3823 E8 3827 E10 3832 D15 3836 H3 3840 I5 3844 I3 3848 H5 3853 E9 3863 B14 3870 E3 3894 E9 3900 B3 7801 E7 7806 E4  
 1810 C10 2803 C5 2807 A4 2811 A5 2816 B12 2820 A13 2824 F10 2833 C10 2837 A13 2841 G5 2845 G4 2849 C2 2856 D14 2869 E4 2887 B10 2900 B4 3752 F3 3768 A4 3775 I3 3803 C4 3807 A4 3812 I3 3817 A14 3821 D3 3825 F10 3829 F3 3834 A3 3838 B14 3842 F5 3846 E5 3850 I3 3852 A14 3857 C2 3867 B11 3889 D14 3896 A14 4811 F8 7807 G4  
 2800 C4 2804 E10 2808 A5 2812 I3 2817 I3 2821 I4 2825 F10 2834 C10 2838 E8 2842 F4 2846 G4 2850 D14 2857 H4 2879 H5 2888 E5 3709 C14 3753 F3 3769 A4 3800 C4 3804 C14 3808 A4 3813 I3 3818 F3 3822 D3 3826 F9 3830 F3 3835 H3 3839 I5 3843 F5 3847 H3 3852 A14 3862 B10 3869 E4 3892 E14 3897 E7 4812 F8 7808 H4



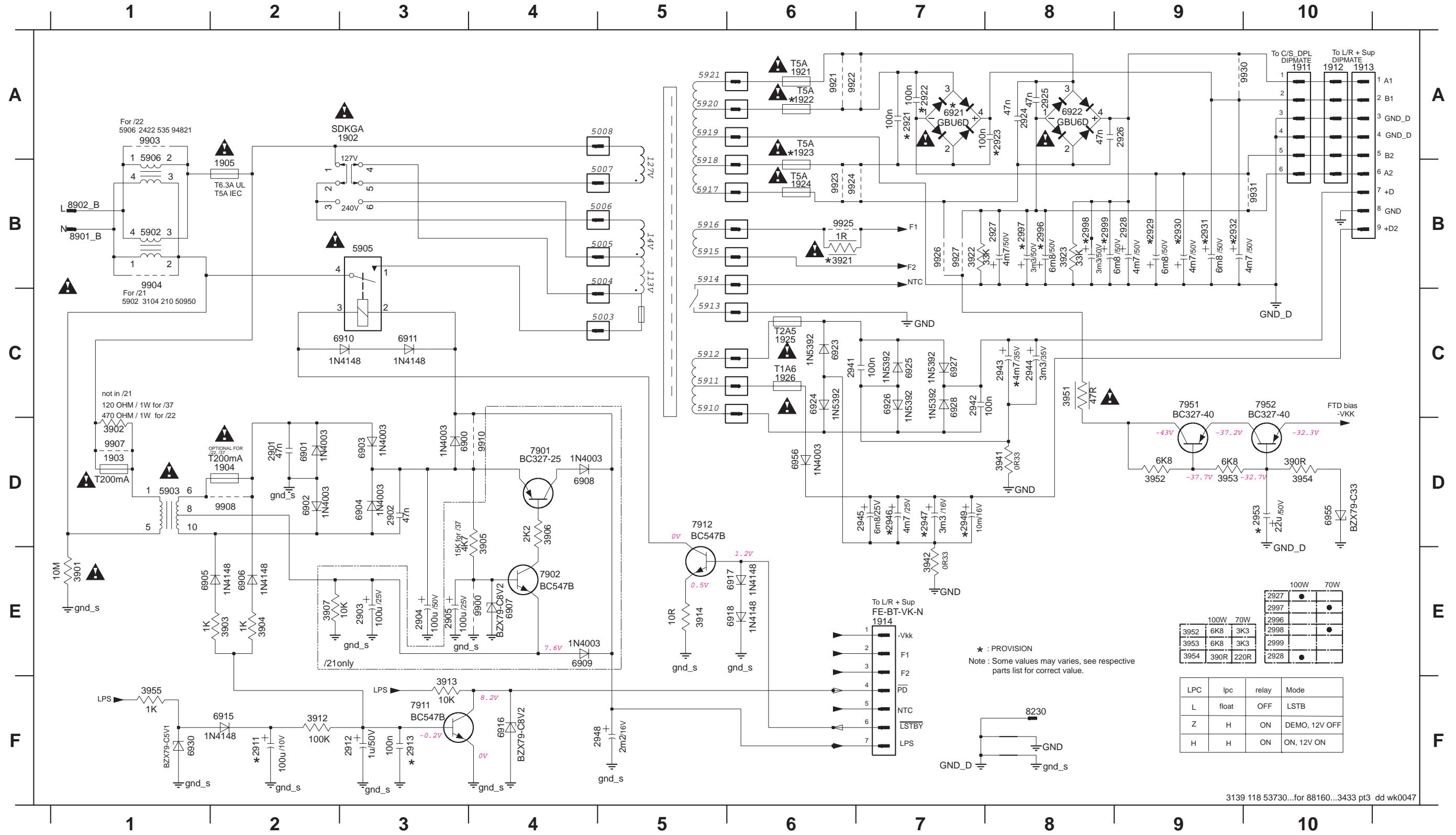
#... for provision only

1805	E14	1880	E7	2831	B8	2861	B9	2870	E4	2877	G10	3372	C13	3705	H10	3713	D10	3730	I7	3743	B6	3757	G3	3764	D2	3781	B15	3855	B9	3871	F10	3881	D5	3888	F11	4827	H13	6874	D10	7805-B	B8	7851	B14
1850	G3	1881	E7	2832	A7	2862	B7	2871	G3	2878	G10	3374	C13	3706	I10	3714	D9	3732	I7	3744	B8	3758	G4	3765	E2	3782	B15	3858	B9	3875	D12	3882	F1	3890	F10	4849	G13	6875	D8	7812	D9	7860	B15
1875	E8	1882	E7	2852	I8	2863	A6	2872	D8	2880	D10	3700	I7	3707	I10	3715	D10	3733	I7	3746	B9	3759	G4	3766	D3	3809	H2	3859	B9	3876	C11	3883	F5	3891	F10	4876	D12	6876	D12	7821-A	F2	7861	C14
1876	E7	1883	E7	2853	H9	2864	I3	2873	D6	2881	D10	3701	F2	3708	I10	3716	I3	3734	I7	3750	A6	3760	G4	3770	A15	3814	D12	3860	A6	3877	F10	3884	F5	3893	F10	5802	H4	6877	E12	7821-B	F4	7873	D9
1877	E3	2814	F6	2854	H3	2865	I4	2874	G4	2882	B8	3702	F5	3710	D5	3718	H8	3740	A6	3751	A6	3761	G4	3771	A14	3831	H11	3861	A7	3878	E6	3885	F1	3898	D7	6871	E8	6878	E8	7822-A	D4	7874	C12
1878	D3	2829	F2	2858	A5	2867	B8	2875	D5	2883	E3	3703	F1	3711	I10	3719	D2	3741	A6	3755	G2	3762	E4	3772	B14	3851	C6	3864	A5	3879	D1	3886	D5	3899	E12	6872	E8	6879	H10	7822-B	D2	7875	D12
1878	G3	2830	C8	2860	A9	2868	F5	2876	A6	2893	G11	3704	F5	3712	H4	3730	I7	3742	B6	3756	G2	3763	D4	3780	B15	3854	A9	3865	F6	3880	D1	3887	D7	4813	G13	6873	E8	7805-A	A7	7850	A14	7876	I8



# MAINS BOARD - CIRCUIT DIAGRAM

1902 A3	1912 A10	1923 A6	2902 D3	2912 F3	2924 A8	2929 B9	2942 C7	2947 D7	2997 B8	3903 E2	3912 F2	3923 B8	3953 D9	5905 B3	6903 D3	6908 D4	6916 F4	6923 C6	6928 C7	7902 E4	8230 F8	8901_B B1	9904 B1	9922 A6	9927 B7
1903 D1	1913 A10	1924 B6	2903 E3	2913 F3	2925 A8	2930 B9	2943 C8	2948 F5	2998 B8	3904 E2	3913 F3	3941 D8	3954 D10	5906 A1	6904 D3	6909 E4	6917 E6	6924 C6	6930 F1	7911 F3	8901_B B1	9907 D1	9923 B6	9930 A10	
1904 D2	1914 E7	1925 C6	2904 E3	2914 A7	2926 A9	2931 B9	2944 C8	2949 D7	2999 B8	3905 D4	3914 E5	3942 E7	3955 F1	5907 D3	6905 E1	6910 C3	6918 E6	6925 C7	6935 D10	7912 D5	8902_B B1	9908 D2	9924 B6	9931 B10	
1905 B2	1921 A6	1926 C6	2905 E3	2922 A7	2927 B8	2932 B9	2945 D7	2953 D10	3901 E1	3906 D4	3921 B6	3951 C8	5902 B1	6906 E2	6911 C3	6921 A7	6926 C7	6956 D6	7951 C9	8900 A1	9910 D4	9925 B6	9926 B7		
1911 A10	1922 A6	2901 D2	2911 F2	2923 A8	2928 B9	2941 C6	2946 D7	2996 B8	3902 D1	3907 E2	3922 B7	3952 D9	5903 D1	6902 D2	6915 F2	6922 A8	7901 D4	7952 C10	9903 A1	9921 A6	9926 B7				

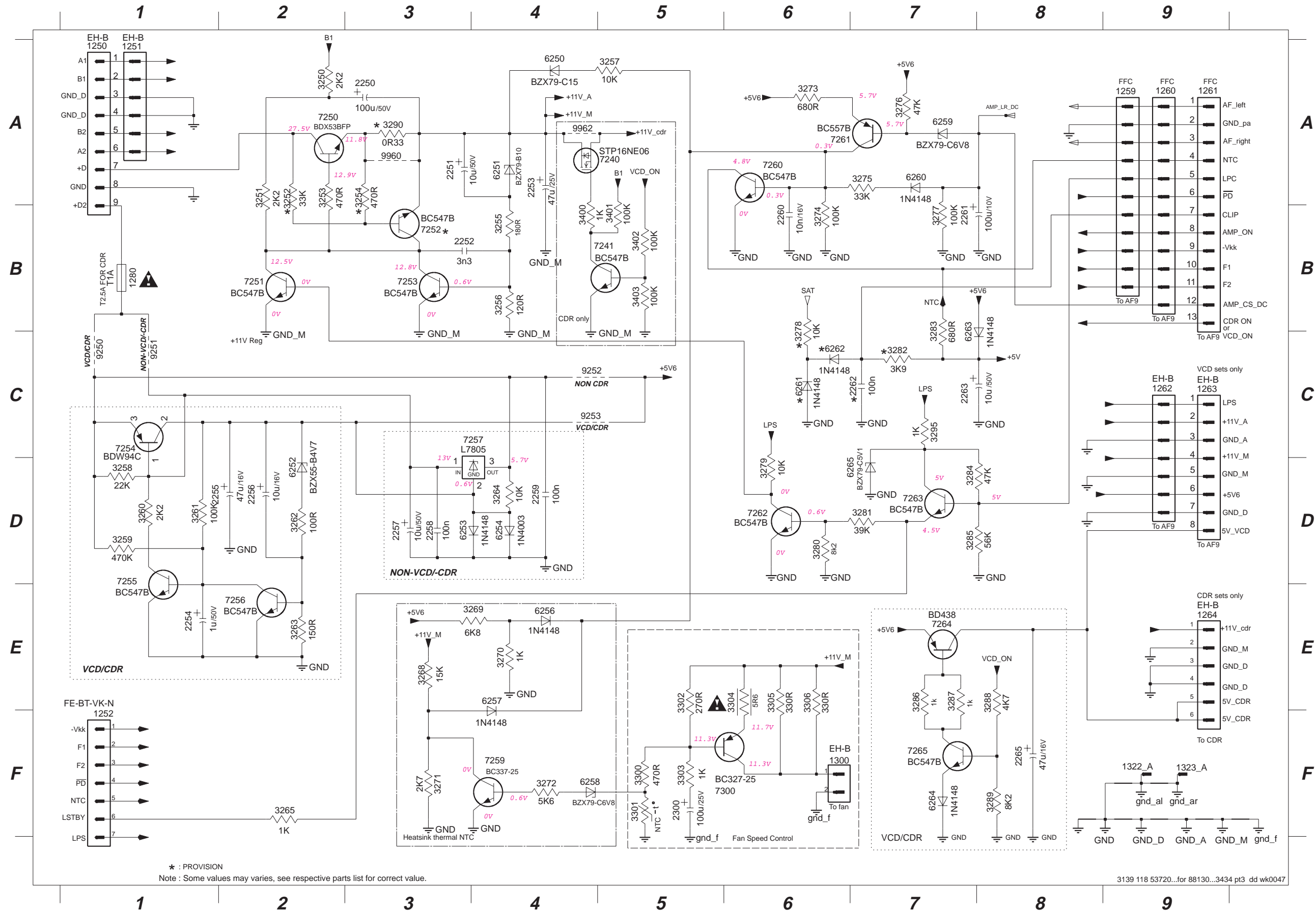


	100W	70W
2927	•	•
2997	•	•
2996	•	•
2998	•	•
2999	•	•
2928	•	•

LPC	lpc	relay	Mode
L	float	OFF	LSTB
Z	H	ON	DEMO, 12V OFF
H	H	ON	ON, 12V ON

\* : PROVISION  
Note : Some values may varies, see respective parts list for correct value.

# LEFT/RIGHT AMPLIFIER & SUPPLY BOARD - CIRCUIT DIAGRAM (PART 1)

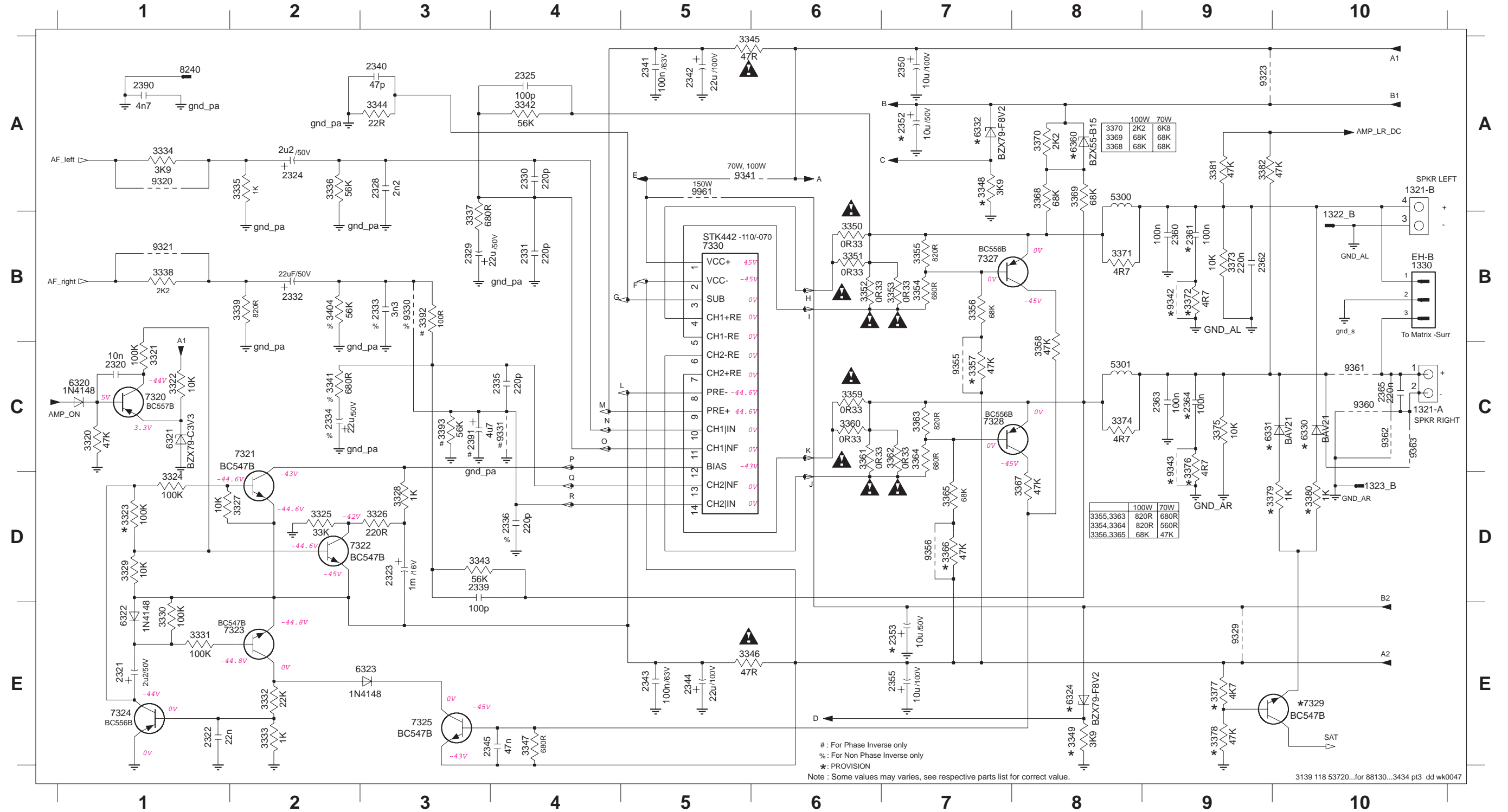


- 1250 A1
- 1251 A1
- 1252 F1
- 1259 A9
- 1260 A9
- 1261 A9
- 1262 C9
- 1263 C9
- 1264 E9
- 1280 B1
- 1300 F6
- 1322\_A F9
- 1323\_A F9
- 2250 A3
- 2251 A3
- 2252 B3
- 2253 A4
- 2254 E1
- 2255 D1
- 2256 D2
- 2257 D3
- 2258 D3
- 2259 D4
- 2260 B6
- 2261 B7
- 2262 C7
- 2263 C7
- 2265 F8
- 2300 F5
- 3250 A2
- 3251 A2
- 3252 A2
- 3253 A2
- 3254 A3
- 3255 B4
- 3256 B4
- 3257 A5
- 3258 D1
- 3259 D1
- 3260 D1
- 3261 D1
- 3262 D2
- 3263 E2
- 3264 D4
- 3265 F2
- 3268 E3
- 3269 E4
- 3270 E4
- 3271 F3
- 3272 F4
- 3273 A6
- 3274 B6
- 3275 A7
- 3276 A7
- 3277 B7
- 3278 C6
- 3279 D6
- 3280 D6
- 3281 D7
- 3282 C7
- 3283 C7
- 3284 D7
- 3285 D7
- 3286 E7
- 3287 E7
- 3288 E8
- 3289 F8
- 3290 A3
- 3295 C7
- 3300 F5
- 3301 F5
- 3302 E5
- 3303 F5
- 3304 E6
- 3305 E6
- 3306 E6
- 3400 B4
- 3401 B5
- 3402 B5
- 3403 B5
- 6250 A4
- 6251 A4
- 6252 D2
- 6253 D3
- 6254 D4
- 6255 E4
- 6257 E4
- 6258 F4
- 6259 A7
- 6260 A7
- 6261 C6
- 6262 C6
- 6263 C7
- 6264 F7
- 6265 D6
- 7240 A5
- 7241 B5
- 7250 A2
- 7251 B2
- 7252 B3
- 7253 B3
- 9254 C1
- 9255 E1
- 9256 E2
- 9257 C4
- 9259 F4
- 9260 A6
- 9261 A7
- 9262 D6
- 9263 D7
- 9264 E7
- 9265 F8
- 9266 F5
- 9250 C1
- 9251 C1
- 9252 C4
- 9253 C4
- 9960 A3
- 9962 A4



# LEFT/RIGHT AMPLIFIER & SUPPLY BOARD - CIRCUIT DIAGRAM (PART 2)

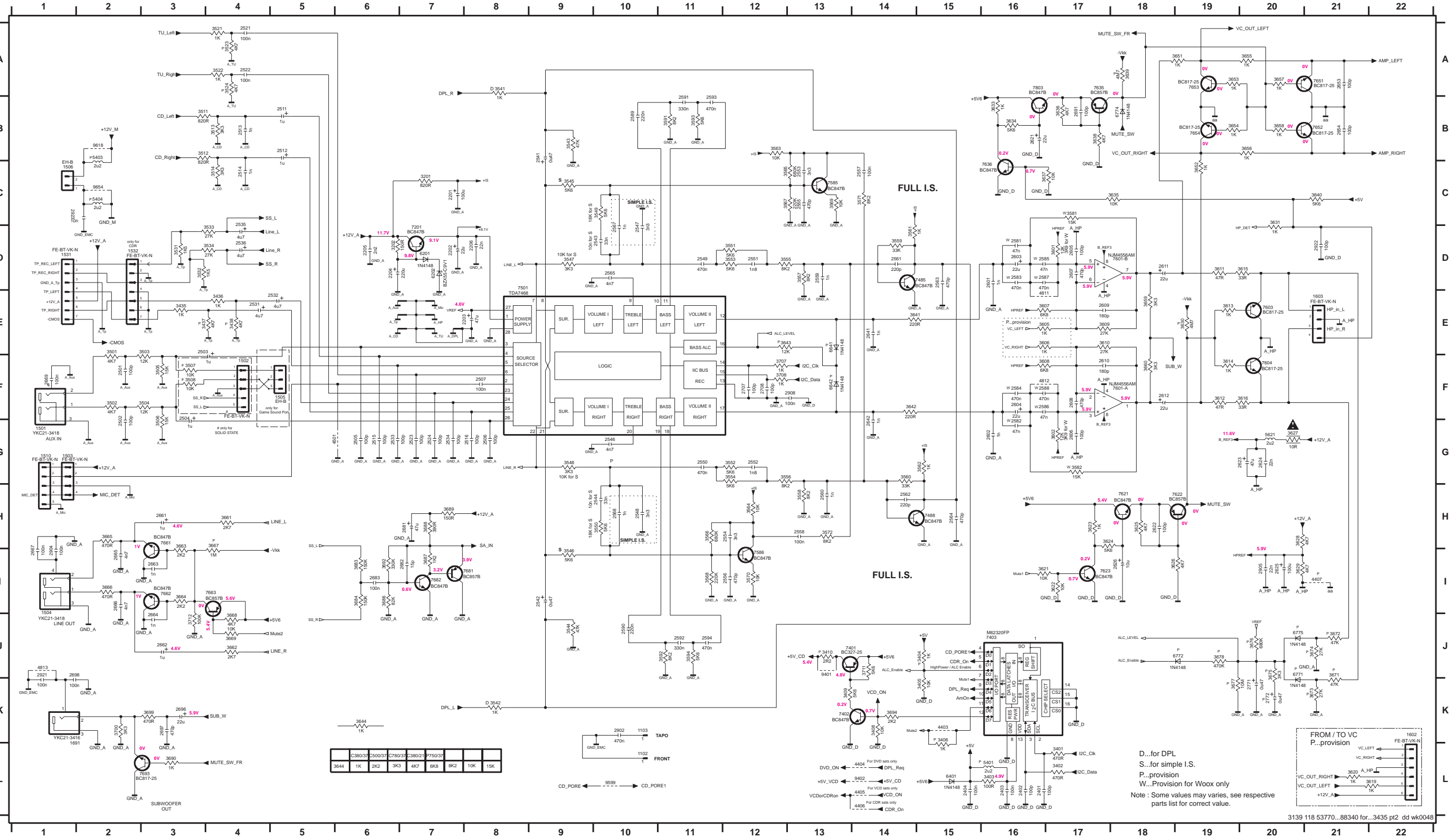
1321-A C10	2322 E1	2331 B4	2340 A3	2352 A7	2364 C9	3323 D1	3330 E1	3337 B3	3345 A5	3352 B6	3359 C6	3366 D7	3373 B9	3380 D10	5301 C8	6331 C9	7324 E1	9320 A1	9342 B9	9363 C10
1321-B A10	2323 D3	2332 B2	2341 A5	2353 E7	2365 C10	3324 D1	3331 E1	3338 B1	3346 E5	3353 B7	3360 C6	3367 D8	3374 C8	3381 A9	6320 C1	6332 A7	7325 E3	9321 B1	9343 C9	9961 A5
1322_B A10	2324 A2	2333 B3	2342 A5	2355 E7	2390 A1	3325 D2	3332 E2	3339 B2	3347 E4	3354 B7	3361 C6	3368 A8	3375 C9	3382 A9	6321 C1	6360 A8	7327 B7	9323 A9	9355 C7	
1323_B D10	2325 A4	2334 C2	2343 E5	2360 B9	2391 C3	3326 D3	3333 E2	3341 C2	3348 A7	3355 B7	3362 C7	3369 A8	3376 C9	3392 B3	6322 E1	7320 C1	7328 C7	9329 E9	9356 D7	
1330 B10	2328 A3	2335 C4	2344 E5	2361 B9	3320 C1	3327 D2	3334 A1	3342 A4	3349 E8	3356 B7	3363 C7	3370 A8	3377 E9	3393 C3	6323 E3	7321 C2	7329 E10	9330 B3	9360 C10	
2320 C1	2329 B3	2336 D4	2345 E3	2362 B9	3321 C1	3328 D3	3335 A2	3343 D3	3350 B6	3357 C7	3364 C7	3371 B8	3378 E9	3404 B2	6324 E8	7322 D2	7330 B5	9331 C4	9361 C10	
2321 E1	2330 A4	2339 D3	2350 A7	2363 C9	3322 C1	3329 D1	3336 A2	3344 A3	3351 B6	3358 C8	3365 D7	3372 B9	3379 D10	5300 A8	6330 C10	7323 E1	8240 A1	9341 A5	9362 C10	



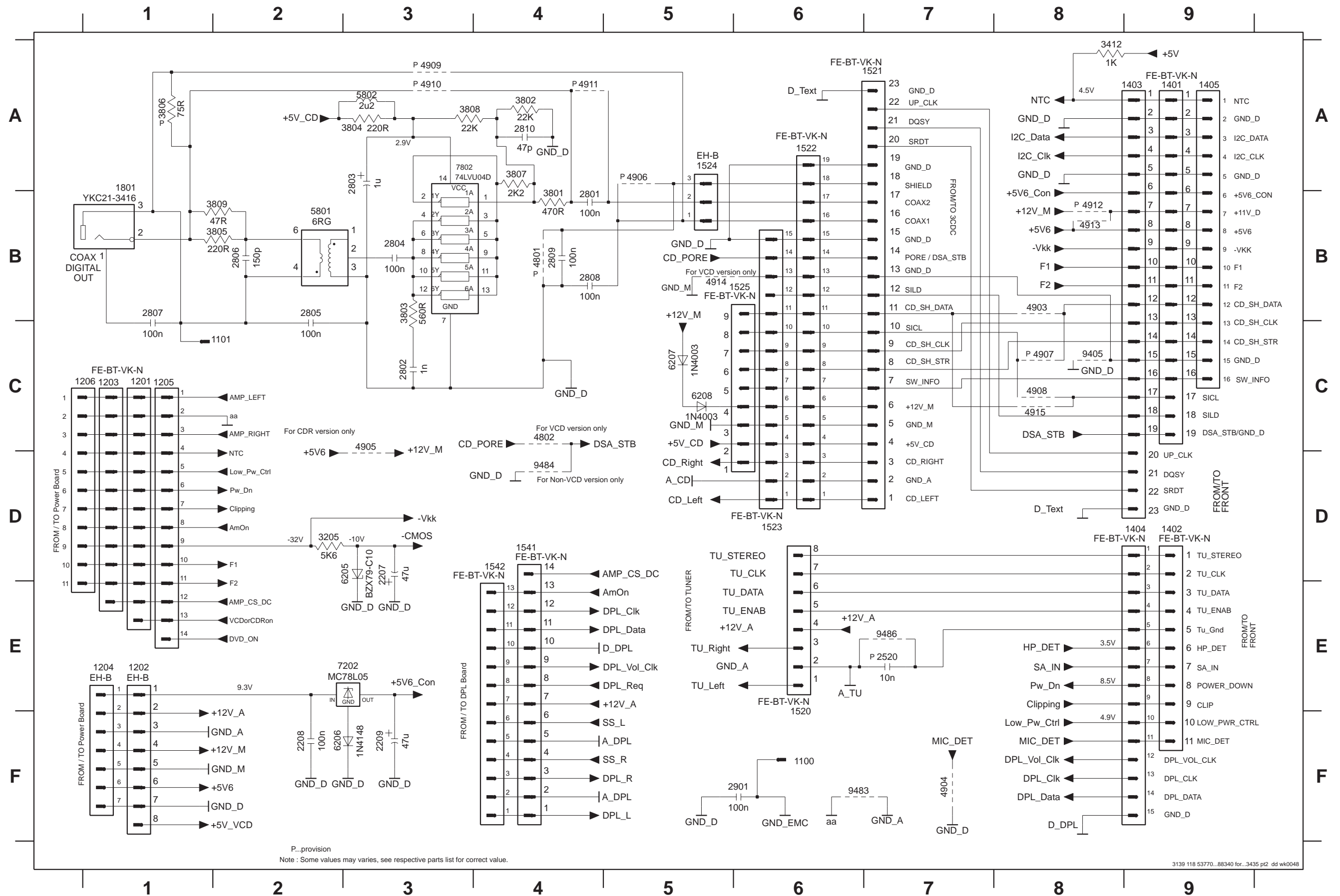
#: For Phase Inverse only  
 %: For Non Phase Inverse only  
 \*: PROVISION  
 Note: Some values may varies, see respective parts list for correct value.

# AF9 BOARD - CIRCUIT DIAGRAM (PART 1)

1102 L10	1531 D1	2205 D6	2504 G3	2516 G8	2535 D4	2549 D11	2558 H13	2568 H10	2589 B10	2604 F16	2621 B16	2654 B21	2681 H7	2771 K20	3201 C7	3409 K13	3504 F3	3521 A4	3542 K8	3551 D12	3560 G14	3569 C13	3594 J11	3611 D19	3622 H7	3631 C20	3641 E14	3656 B20	3665 H2	3675 J20	3689 H7	3712 J3	4813 J1	6642 F13	7485 D14	7621 H18	7661 H3	9599 L10
1103 K10	1532 O2	2206 D8	2505 G6	2521 A4	2536 D4	2550 D11	2559 D13	2581 D16	2599 J10	2605 D17	2622 H18	2661 H3	2682 Z7	2772 K20	3202 D6	3410 J13	3505 F3	3522 A4	3543 B9	3552 G12	3561 D14	3570 H2	3601 D17	3612 F19	3623 H17	3633 B16	3642 F14	3657 A20	3666 I2	3676 J20	3690 L3	4403 K15	5401 L16	6643 F13	7486 D14	7622 H18	7662 I3	9618 B2
1501 G1	1602 K22	2401 L16	2506 G8	2522 A4	2541 B8	2551 D12	2560 H13	2582 G16	2591 A11	2606 G17	2623 G20	2662 I3	2683 B6	2900 K10	3401 L17	3435 E3	3506 G3	3523 A4	3544 J9	3553 D12	3562 I5	3571 C14	3602 G17	3613 E19	3624 H17	3634 B16	3643 E12	3658 B20	3667 H4	3677 K19	3694 K14	4404 L14	5402 B2	6644 F13	7487 D14	7623 H18	7663 I4	9619 C2
1502 F4	1603 E21	2402 L16	2507 F8	2523 G7	2542 B9	2552 G12	2561 D14	2583 D16	2592 J11	2607 D17	2624 G20	2663 I3	2684 B7	2901 H1	3402 L17	3436 E4	3507 F3	3524 A4	3545 C9	3554 G12	3563 B12	3572 H13	3605 E16	3614 F19	3625 H18	3635 C18	3644 K6	3659 E18	3668 J4	3678 K19	3695 K16	4405 L14	5403 C2	6645 F13	7488 D14	7624 H18	7664 I4	
1503 G1	1601 K2	2403 L16	2511 B5	2524 G7	2543 D18	2553 C13	2562 H14	2584 F16	2593 A11	2608 F17	2625 G20	2664 I3	2685 K3	2902 I0	3403 L16	3437 E3	3508 F3	3521 D3	3546 I9	3555 D12	3564 H16	3581 C17	3606 E16	3615 D30	3626 H18	3636 B17	3645 A19	3660 E18	3669 J4	3679 K19	3696 K16	4406 L14	5404 C2	6646 F13	7489 D14	7625 H18	7665 I4	
1504 I1	2201 C7	2404 L15	2512 B5	2521 E4	2544 H10	2554 H12	2563 D15	2585 D16	2594 J11	2609 E17	2626 H18	2665 I2	2686 K3	2903 I0	3404 J15	3438 E4	3511 B3	3523 D3	3547 D9	3556 G12	3565 C12	3582 G17	3607 E16	3616 D20	3627 G20	3637 C16	3652 C19	3661 H4	3671 J21	3684 B6	3700 K2	4407 I21	6201 D7	7201 C7	7601-A F18	7651 A21	7693 L3	
1505 F5	2202 O7	2501 F2	2513 B4	2525 E5	2546 G10	2555 C13	2564 H15	2586 F16	2601 D16	2610 F17	2641 E14	2666 I2	2687 J1	2921 J1	3405 K15	3491 E2	3512 B3	3523 B3	3548 G9	3557 D13	3566 H11	3591 B11	3608 F16	3619 L22	3628 H20	3638 B17	3653 A19	3662 J4	3672 J21	3689 B6	3707 F12	4401 G6	4811 E16	6401 L15	7402 K13	7602 B20	7652 A21	7693 A16
1506 C1	2203 E8	2502 G2	2514 C4	2523 G6	2547 D18	2556 H12	2565 D10	2587 D16	2602 D16	2611 D18	2642 G14	2667 I1	2707 F12	2922 I21	3406 K15	3502 F2	3513 B4	3524 D4	3549 C19	3558 H13	3592 C12	3599 E17	3609 F17	3620 L21	3629 I20	3639 A18	3654 B19	3663 I3	3673 K21	3687 I7	3708 F12	4812 E16	6401 L15	7402 K13	7603 A19	7653 A19	9401 J13	
1510 G1	2204 D6	2503 E3	2515 G6	2524 G7	2548 H10	2557 C14	2567 D10	2588 F16	2603 D16	2612 F18	2653 A21	2669 F1	2708 F12	2923 C1	3408 K14	3503 E3	3514 C4	3541 A8	3550 H10	3559 D14	3568 H11	3593 B11	3610 E17	3621 I16	3630 E19	3640 C21	3655 A20	3664 I3	3674 J21	3688 H7	3711 J14	4812 F16	6441 E13	7403 J16	7604 F20	7654 B19	9402 L14	



# AF9 BOARD - CIRCUIT DIAGRAM (PART 2)



- 1100 F6
- 1101 C2
- 1201 C1
- 1202 E1
- 1203 C1
- 1204 E1
- 1205 C1
- 1206 C1
- 1401 A9
- 1402 D9
- 1403 A9
- 1404 D9
- 1405 A9
- 1520 E6
- 1521 A7
- 1522 A6
- 1523 D6
- 1524 A5
- 1525 B5
- 1541 D4
- 1542 D4
- 1801 A1
- 2207 D3
- 2208 F2
- 2209 F3
- 2520 E7
- 2801 B4
- 2802 C3
- 2803 A3
- 2804 B3
- 2805 B2
- 2806 B2
- 2807 B1
- 2808 B4
- 2809 B4
- 2810 A4
- 2901 F6
- 3205 D2
- 3412 A8
- 3801 B4
- 3802 A4
- 3803 B3
- 3804 A3
- 3805 B2
- 3806 A1
- 3807 A4
- 3808 A3
- 3809 B2
- 4801 B4
- 4802 C4
- 4903 B8
- 4904 F7
- 4905 C3
- 4906 A5
- 4907 C8
- 4908 C8
- 4909 A3
- 4910 A3
- 4911 A4
- 4912 B8
- 4913 B8
- 4914 B5
- 4915 C8
- 5801 B2
- 5802 A3
- 6205 D3
- 6206 F2
- 6207 C5
- 6208 C5
- 7202 E3
- 7802 A3
- 9405 C8
- 9483 F6
- 9484 D4
- 9486 E7

P..provision  
Note : Some values may varies, see respective parts list for correct value.